

PFI Bearings

World Class Quality in Automotive Bearings



02/2011

COMPANY PROFILE

ABOUT PFI



PERFECT FIT INDUSTRIES MANUFACTURES BEARINGS FOR AUTOMOTIVE SYSTEMS SINCE 1993. OUR BEARINGS ARE DESIGNED TO MEET STRINGENT TECHNICAL REQUIREMENTS ACCORDING TO PUBLISHED INTERNATIONAL STANDARDS. OUR NETWORK OF REGIONAL DISTRIBUTION CENTERS IN 7 LOCATIONS AROUND THE WORLD, AND THE PRESENCE OF AUTHORIZED PFI DISTRIBUTORS IN OVER 70 COUNTRIES MAKES IT EASY FOR YOU TO STOCK THE REPLACEMENT BEARINGS THAT ARE MOST IN DEMAND IN YOUR AREA. WE SUPPLY BEARINGS FOR:

- ALTERNATORS AND STARTERS
- A/C COMPRESSORS
- WHEELS AND HUBS
- GEARBOXES AND DIFFERENTIALS
- CLUTCHES
- ENGINE MANAGEMENT SYSTEMS

QUALITY POLICY



THE PFI QUALITY SYSTEM COMPLIES WITH THE INTERNATIONAL STANDARDS ISO 9001:2008 AND ISO TS16949:2009. OUR QUALITY SYSTEM CREATES A FRAMEWORK THAT CLEARLY AND RELIABLY DEFINES THE CONTROL OF MATERIALS, PROCESSES AND VERIFICATION ACTIVITIES, THUS PROVIDING OUR CUSTOMERS WITH FULL CONFIDENCE THAT THE PRODUCTION OF PFI BEARINGS IS PERFORMED IN A STABLE AND WELL CONTROLLED ENVIRONMENT.

OUR QUALITY POLICY IS TO SUPPLY RELIABLE BEARINGS THAT ALWAYS MEET OUR CUSTOMERS' REQUIREMENTS. WE ACCOMPLISH THIS GOAL THROUGH DEDICATION TO QUALITY MANAGEMENT AND CONTINUOUS IMPROVEMENT.

WORLD CLASS QUALITY

PFI BEARINGS MEET PUBLISHED TECHNICAL STANDARDS IN EFFECT ON THE DATE OF MANUFACTURE.

HIGH STRENGTH BEARING STEEL

WE USE ONLY HIGH STRENGTH SAE 52100 CHROME STEEL IN INNER RINGS, OUTER RINGS, AND ROLLING ELEMENTS, CAREFULLY HEAT TREATED TO 60-65 HRC.

ACCURACY

OUR BEARINGS ARE MANUFACTURED TO ABEC AND DIN DIMENSIONAL TOLERANCES.

RADIAL INTERNAL CLEARANCE

OUR BEARINGS ARE ASSEMBLED WITH C3 RADIAL INTERNAL CLEARANCE. OTHER RADIAL CLEARANCES ARE AVAILABLE BY SPECIAL ORDER.

100% NOISE AND VIBRATION TESTING

EVERY PFI BEARING IS ELECTRONICALLY TESTED FOR UNWANTED NOISE AND VIBRATION ACCORDING TO ANSI/AFBMA STANDARD 13-1987. OUR TESTING PROCESS ALLOWS US TO CHECK FOR NOISE IN THE FULL SOUND FREQUENCY RANGE IN THE LOW, MEDIUM AND HIGH BANDS.

PREMIUM GREASES

PFI BALL BEARINGS ARE FACTORY-PACKED WITH PREMIUM MOBIL, SHELL OR KYODO GREASES. THESE GREASES ARE WIDELY ACKNOWLEDGED AS BEING AMONG THE BEST BEARING GREASES DUE TO THEIR EXTREMELY QUIET RUNNING PROPERTIES, RESISTANCE TO WIDE TEMPERATURE VARIATIONS, AND HIGH PRESSURE LOADS.

PACKAGING



PFI BEARINGS OFFERS ATTRACTIVE INDIVIDUAL PACKAGING TO ENHANCE RETAIL DISPLAYS AND FACILITATE OVER-THE-COUNTER SALES TO MECHANICS AND END-USERS.

TABLE OF CONTENTS

DOUBLE ROW ANGULAR CONTACT BALL BEARINGS.....	1
STANDARD SINGLE ROW BALL BEARINGS.....	2-10
NON STANDARD SINGLE ROW BALL BEARINGS.....	11-16
INCH SERIES BALL BEARINGS.....	17
COMPRESSOR BEARINGS.....	18-21
AGRICULTURAL BEARINGS.....	22-24
WHEEL BEARINGS.....	25-32
TAPER ROLLER BEARINGS – METRIC SERIES.....	33-37
TAPER ROLLER BEARINGS – INCH SERIES.....	38-45
HUB UNITS.....	46-53
NEEDLE BEARINGS.....	54-55
CLUTCH RELEASE BEARINGS.....	56-60
TENSIONER BEARINGS.....	61
ROLLER BEARINGS.....	62
FACET REACTIV™ PULLEYS.....	63-64
BEARING REFERENCE CHART IN ALPHANUMERICAL ORDER.....	65-76
BEARING REFERENCE CHART IN DIMENSIONAL ORDER.....	77-88

VISIT WWW.PFIBEARINGS.COM

All rights reserved. No part of this catalogue may be reproduced or transmitted in any form or by any means, electronic or mechanical, including photocopying, recording or by any information storage system without written permission from Perfect Fit Industries, Inc.

*PFI logo and box design are registered trademarks ® of Perfect Fit Industries, Inc.
Marca Registrada. Copyright © 2009-2011 by Perfect Fit Industries, Inc.*



DOUBLE ROW ANGULAR CONTACT BALL BEARINGS



5200-2RS C3
10x30x14.3



5201-2RS C3
12x32x15.9



5202-2RS C3
15x35x15.9



5203-2RS C3
17x40x17.5



5204-2RS C3
20x47x20.6



5205-2RS C3
25x52x20.6



5206-2RS C3
30x62x23.8



5207-2RS C3
35x72x27



5208-2RS C3
40x80x30.2



5209-2RS C3
45x85x30.2



5210-2RS C3
50x90x30.2



5302-2RS C3
15x42x19



5303-2RS C3
17x47x22.2



5304-2RS C3
20x52x22.2



5305-2RS C3
25x62x25.4



5306-2RS C3
30x72x30.2



5307-2RS C3
35x80x34.9



5308-2RS C3
40x90x36.5



5309-2RS C3
45x100x39.7



5310-2RS C3
50x110x44.4

STANDARD SINGLE ROW BALL BEARINGS



			
16002 C3 15x32x8	16003 C3 17x35x8	16004 C3 20x42x8	606-2RS C3 6x17x6
			
607-2RS C3 7x19x6	608-2RS C3 8x22x7	609-2RS C3 9x24x7	623-2RS C3 3x10x4
			
623-ZZ C3 3x10x4	624-2RS C3 4x13x5	624-ZZ C3 4x13x5	625-2RS C3 5x16x5
			
626-2RS C3 6x19x6	627-2RS C3 7x22x7	628-2RS C3 8x24x8	629-2RS C3 9x26x8
			
629-ZZ C3 9x26x8	638-2RS C3 8x28x9	684-2RS C3 4x9x4	685-2RS C3 5x11x5
			
686-2RS C3 6x13x5	688-2RS C3 8x16x5	689-2RS C3 9x17x5	695-2RS C3 5x13x4



STANDARD SINGLE ROW BALL BEARINGS

			
696-2RS C3 6x15x5	698-2RS C3 8x19x6	6000-2RS C3 10x26x8	6001-2RS C3 12x28x8
			
6002-2RS C3 15x32x9	6003-2RS C3 17x35x10	6004-2RS C3 20x42x12	6005-2RS C3 25x47x12
			
6006-2RS C3 30x55x13	6007-2RS C3 35x62x14	6008-2RS C3 40x68x15	6009-2RS C3 45x75x16
			
6010-2RS C3 50x80x16	6011-2RS C3 55x90x18	6012-2RS C3 60x95x18	6013-2RS C3 65x100x18
			
6014-2RS C3 70x110x20	6015-2RS C3 75x115x20	6016-2RS C3 80x125x22	6200-2RS C3 10x30x9
			
6201-2RS C3 12x32x10	6202-2RS C3 15x35x11	6203-2RS C3 17x40x12	6204-2RS C3 20x47x14

STANDARD SINGLE ROW BALL BEARINGS



6205-2RS C3
25x52x15



6206-2RS C3
30x62x16



6207-2RS C3
35x72x17



6208-2RS C3
40x80x18



6209-2RS C3
45x85x19



6210-2RS C3
50x90x20



6211-2RS C3
55x100x21



6212-2RS C3
60x110x22



6213-2RS C3
65x120x23



6300-2RS C3
10x35x11



6301-2RS C3
12x37x12



6302-2RS C3
15x42x13



6303-2RS C3
17x47x14



6304-2RS C3
20x52x15



6305-2RS C3
25x62x17



6306-2RS C3
30x72x19



6307-2RS C3
35x80x21



6308-2RS C3
40x90x23



6309-2RS C3
45x100x25



6310-2RS C3
50x110x27



6311-2RS C3
55x120x29



6312-2RS C3
60x130x31



6313-2RS C3
65x140x33



6403-2RS C3
17x62x17



STANDARD SINGLE ROW BALL BEARINGS



STANDARD SINGLE ROW BALL BEARINGS



62302-2RS C3
15x42x17



62303-2RS C3
17x47x19



62304-2RS C3
20x52x21



62305-2RS C3
25x62x24



62306-2RS C3
30x72x27



62310-2RS C3
50x110x40



63001-2RS C3
12x28x12



63004-2RS C3
20x42x16



STANDARD SINGLE ROW BALL BEARINGS APPLICATION AND INTERCHANGE

PFI Ref.	Application	Interchange
16002 C3	KTM 250 XS 2006-2007 (engine), 250 EXC Six-days 2004, 250 SX 2003 (exhaust control)	KTM 0625160020
16003 C3	KTM 625 LC4 2002 (balancer shaft)	KTM 0625160030
16004 C3	KTM 250XS 2006-2007 (transmission), 250 EXC Six-days 2004, 300 EXC E-ST 2007, 250 SX 2003 (balancer shaft), 625 LC4 2002, SHERCO Enduro 4.5i (crankcase)	KTM 0625160040
6000-2RS C3	DELCO CS121, CS130 alternators (slip ring end), DELCO 28MT, MITSUBISHI OSGR, NIPPONDENSO 1.0, 1.4, 2.0, 2.5, 3.0KW OSGR starters (armature)	Delco 1989646, 10472207, Nippondenso 9491001380, VW 028105313, KTM 0625060002, Massey Ferguson D41616400
6001-2RS C3	BOSCH alternators (slip ring end), HITACHI OSGR starters (armature), KTM 625 LC4 2002 (clutch)	Bosch 1900905103, 1900905164, 10900905167, Hitachi 21302302, Nippondenso 9491002250, Nissan 23358J5500, KTM 0625060016
6002-2RS C3	NIPPONDENSO alternators (slip ring end), HITACHI OSGR, Mitsuba SM402, MITSUBISHI OSGR, NIPPONDENSO 1.0, 1.2, 1.4KW starters (armature)	Delco 10498717, Honda 91006634008, Motorcraft MCE431, Nippondenso 9491001860, Toyota 90099101113, Volvo 183856, Lucas 66201017, Valeo 593688, Bosch 190095162
6003-2RS C3	NIPPONDENSO 24 volt alternators (slip ring end), DELCO 28MT, MITSUBISHI OSGR, NIPPONDENSO 2.5, 4.5KW OSGR starters (armature), KTM 125 1998, 620LC4 1998, VICON BW1400 (Appli-cutter)	Allis Chalmers 272033, Case A47248, Delco 10456461, Alfa Romeo 10555.04311.00, John Deere CH12553, Nippondenso 9491001930, 9491002210, KTM 0625060037, Vicon KG01354500, Massey Ferguson 1142497X1
6004-2RS C3	HITACHI OSGR, MITSUBA SM302, SM402, NIPPONDENSO 1.0, 1.2, 1.4, 2.0KW OSGR starters (drive end), VICON RF2235 2007 (Net Binding Roller), LEROY-SOMER LS71	BMW 32411125518, Fiat 9934626, Hitachi 211445502, John Deere JD 30049, Nippondenso 9491000240, Nissan 23363M4900, ThermoKing 771580, Vicon KG01355200, Massey Ferguson 391057X1
6005-2RS C3	DELCO 28MT (drive shaft), NIPPONDENSO 2.5, 3.0, 4.5, 5.5KW starters (drive end), KTM 125 1998, 250 EXC Six-days 2004 (Wheel), FOLAN V290 W03 Industrial Engine, LEROY SOMER LS71	Delco 10456463, Volvo 183502, Fiat-Allis 24905270, KTM 0625060058, Folan 360032, Massey Ferguson 391077X1
6006-2RS C3	HITACHI PMGR starters (DE), Bus blower motors, VICON RF2235 2007 (Tensioner)	Alfa Romeo 11600.12453.08, Citroen 7903090234, Renault 7703090220, Claas 237832, Massey Ferguson 390941 X1, Vicon KG01461100, Massey Ferguson 390941X1
6007-2RS C3	SCANIA trucks 110/111/112/113, 140/180 (fuel injection pump), TRAVAINI pump TRVX255/1, VICON BW1400	Alfa Romeo 116081245401, Allis Chalmers 233883, Hanomag 994 010 149, Vicon KG01358300, Massey Ferguson 339900X1
6008-2RS C3	Hydraulic pump on tractors, TRAVAINI pump TRVX255/1	Fiat 24905120, Massey Ferguson 195047 M1, 339780X1, Saab 9381450
6009-2RS C3	VOLVO B58 B58BR trucks (center support shaft)	Valmet 610060094, Fiat 24905130, Massey Ferguson 1440912 X1, Volvo 181467
6010-2RS C3	Hydraulic pumps on tractors	Hanomag 0635 331 223, International ST 561, Michigan 230885, Volvo 184647, Massey Ferguson 391347X1
6011-2RS C3		Massey Ferguson 391088X1
6012-2RS C3	VOLKSWAGEN truck models 12.170 14.150 14.170 15.170 16.170 17.300 (clutch)	Massey Ferguson 391145X1
6013-2RS C3		John Deere AZ46129 CH18554 ER027659, LUK 500067300, Renault 600127659
6014-2RS C3	VICON RV 1901 Balepack	Fiat 24905360, Scania 215139, Vicon UH870672, KG01362800, Massey Ferguson 390947X1
6015-2RS C3		Massey Ferguson D41617700
6016-2RS C3		Massey Ferguson D41616000
606-2RS C3	BOSCH, MAKITA, DEWALT power tools	
607-2RS C3	BOSCH, MAKITA, DEWALT power tools	Bosch 2600905032
608-2RS C3	DELCO PMGR, HITACHI, MITSUBA, MITSUBISHI, NIKKO, NIPPONDENSO starters (armature), KTM 125 1998, 250 SXS-F 2006 (sub frame)	Caterpillar 3T7524, Delco 9440924, 10498718, Hitachi 211415502, KTM 0625006087, Nippondenso 9491001360, Nissan 23319M4900, John Deere CH12551, Thermoking 771577, Toyota 28253945020
609-2RS C3	BOSCH, MAKITA, BLACK & DECKER, DEWALT power tools, VICON BW1400 (Appli-cutter)	Vicon KG01348100

STANDARD SINGLE ROW BALL BEARINGS APPLICATION AND INTERCHANGE



PFI Ref.	Application	Interchange
62000-2RS C3	DELCO CS121, CS130, CS121D alternators (slip ring end)	Delco 10473711
6200-2RS C3	MOTOROLA, PARIS RHONE alternators (slip ring end), DELCO 28MT, NIKKO, NIPPONDENSO OSGR starters (armature)	Allis Chalmers 272031, Caterpillar 3T7523, Delco 10456462, Motorola 1123, Nippondenso 9491000570, Toyota 9009910107
6201-2RS C3	BOSCH, HITACHI, MITSUBISHI, NIPPONDENSO, PARIS RHONE alternators (slip ring end), MITSUBISHI OSGR starters (armature), ISKRA AAK3139, AAK3570	Bosch 1120905022, 1900905028, John Deere CH12550, Prestolite 2568, Lada 24940220, Mazda 020824523, Nissan 2312014801, Toyota 9714306201, Massey Ferguson 642239M1
6202-2RS C3	BOSCH, DELCO AD230, AS237, AD244, CS130D alternators (slip ring end), HITACHI, MITSUBISHI, NIPPONDENSO alternators (DE), LUCAS Generators (DE), NIPPONDENSO 3.0, 5.5KW OSGR starters (armature)	Bosch 1100900000, Delco 10475023, Honda 38751590004, John Deere CH12549, Lucas 54160090, Ford 3004E 7600, Renault 7703090001, Massey Ferguson 339932X1
6203-2RS C3	CHRYSLER, DELCO, FORD, LEECE NEVILLE, MOTOROLA alternators (European and Japanese), VICON RF2235 2007 (pick up roller), RV 1901 Balepack, BW1400 (pre-stretcher), KTM 125 1998, 620 LC4 1998, 250 1999, 380 1999	Bosch 1900905227, 1900905271, 1900905273, 1900905-277, Delco 10469092, 10473403, Ford C9ZZ-10094-A, Leece Neville 26853, Motorcraft GE21, 111, Prestolite 2573, Vicon KG01475400, KTM 0625062032, Massey Ferguson 1140487X1
6204-2RS C3	AUTOLITE, DELCO Generators, LEECE NEVILLE alternators, KAWASAKI C2 ZX1100 1991 (front wheel), LEROY SOMER LS80, LS90	Caterpillar 7F9993, Delco 904793, John Deere JD 30071, Leece Neville 28441, Mazda 020878736, Renault 0770620423, Kawasaki 601B6204UU, Massey Ferguson 339599X1
6205-2RS C3	DELCO, LEECE NEVILLE, MOTOROLA alternators, MITSUBISHI OSGR starters (armature), VICON RF2235 2007 (contact roller), BW1400, KTM 620 LC4 1998, LEROY-SOMER LS90, LS100	Caterpillar 1S7056, Delco 904983, Leece Neville 29656, Mitsubishi S930P28301, Motorola 1140, Prestolite 11140, Vicon KG01379500, KTM 0625062052, Massey Ferguson 339581X1
6206-2RS C3	LEECE NEVILLE alternators, electric and pump motors, VICON BW1400 (support rollers), LEROY-SOMER LS100, LS112	Leece Neville 28892, Nissan 3851669800, Toyota 9036330029, Vicon KG01380000, Massey Ferguson 339583X1
6207-2RS C3	Center support shafts and electric and pump motors, VICON RV 1901 Balepack (pre-stretcher), BW1400	Claas 235869, Caterpillar 5M 6508, Massey Ferguson 33959X1, Toyota 971400620771, Vicon KG01477400
6208-2RS C3	Center support shafts	Massey Ferguson 390513X1, Poclairn 0039698, Valmet LA 1184
6209-2RS C3	DELCO 50DN Bus alternators (inner DE), VICON RF2235 2007 (driver roller), center support shafts	Delco 903209, 9411256, 9437254, 9439722, 9439723, 10499878, Massey Ferguson 339601X1, Volvo 181802, Yale 504 S 38, Vicon KG01478400
6210-2RS C3	LEROY SOMER LS160L LS180MT, center support shafts	Claas 244030, International 763536 R91, Volvo 181803, Massey Ferguson 1440572X1
6211-2RS C3	MERCEDES BENZ 1318/1618 (center support shaft), SCANIA 111/112/113 trucks (center support shaft)	Lancia 2048135, Poclairn 0039645, Massey Ferguson 391093X1
6212-2RS C3	SCANIA 142E/142MA trucks (center support shaft / clutch), LEROY-SOMER LS180T, LS200LT	Massey Ferguson 790836 M1, 832811 1M, 339602X1
6213-2RS C3	Electric motors	Poclairn 0039648
62200-2RS C3	BOSCH alternators	
62201-2RS C3	BOSCH 469, 488, 489 series alternators (slip ring end)	Bosch 1120900012, 1120905005, 1900905282, Fiat 9935795, MAN 06314590018, Mercedes Benz 0029819025, Saab 9935795, Scania 305156
62202-2RS C3	BOSCH alternators on Mercedes Benz 0470 (100 amps), MARELLI alternator 63300905, FIAT water pump on 1.6 engine models	Lada 210117011031
62203-2RS C3		Mercedes Benz 00098116425
62204-2RS C3	Hydraulic pump on MERCEDES BENZ OM355 trucks	Fiat 28042310, Volvo 183663
62205-2RS C3	LADA center support shaft	Fiat 28042310, Pegaso 647268
62206-2RS C3		Mercedes Benz 0009816325
62301-2RS C3	Industrial	



STANDARD SINGLE ROW BALL BEARINGS APPLICATION AND INTERCHANGE

PFI Ref.	Application	Interchange
62302-2RS C3	Industrial	
62303-2RS C3	MARELLI alternators (DE) on Fiat trucks and tractors	Fiat 24940240, 24940260, Mitsubishi S930P70170
62304-2RS C3		Fiat/Iveco 4591437
62305-2RS C3	BOSCH 24V alternators 0122469002 and 0122469005, CATERPILLAR alternator 7T6173	Bosch 1120905043, Mitsubishi S930P70070
62306-2RS C3	MERCEDES BENZ Actros trucks (all)	Bosch 2120905000, Bosch 140Amp alternators 0120689535, -571, -540, -552, -566, -520, -533, -543, -522, and others
62310-2RS C3	FIAT AGRI Harvesters	
623-ZZ C3	BOSCH, MAKITA, BLACK & DECKER, DEWALT power tools	
624-2RS C3	BOSCH, MAKITA, SKILL, BLACK & DECKER, DEWALT power tools	
624-ZZ C3	BOSCH, MAKITA, SKILL, BLACK & DECKER, DEWALT power tools	
625-2RS C3	BOSCH, MAKITA, SKILL, BLACK & DECKER, DEWALT power tools	
626-2RS C3	BOSCH, MAKITA, BLACK & DECKER, DEWALT power tools	Bosch 2600905037
627-2RS C3	BOSCH, MAKITA, SKILL, BLACK & DECKER, DEWALT power tools	
628-2RS C3	MITSUBA SM402, SM512 PMGR and PMOSGR starters (CE), BOSCH, MAKITA, SKILL, BLACK & DECKER and DEWALT power tools	
629-2RS C3	PRESTOLITE GJG Series Marine Generators (CE), MITSUBISHI OSGR & PLGR starters (armature), BOSCH, MAKITA and DEWALT power tools	Motorcraft MCE432, Prestolite 2523, GJH45, Bosch 2600905062
629-ZZ C3	BOSCH, MAKITA and DEWALT power tools	
63001-2RS C3	BOSCH alternators (slip ring end)	Bosch 1120900012, 1120905003
63004-2RS C3	Late model Japanese alternators	
6300-2RS C3	BOSCH power tools	Bosch 16009000027, Deutz 1109111, Dodge 3610901000, Fiat 26794750, JCB 7H2059
6301-2RS C3	MITSUBISHI OSGR starters - Industrial Applications (Armature), HONDA125cc motorcycle front wheel, and BOSCH power tools	Bosch 1600900028, Claas 237943, Volvo 181874
6302-2RS C3	HITACHI and MITSUBISHI alternators (DE), LUCAS generators (DE), VICON RF2235 2007 (tensioner)	Ford C5NF10045A, E7GZ10A303A, Hanomag 994 010 144, Lucas 54160139, UTB101X, UTB102X, Mitsubishi S930P61370, Motorcraft GEE-313, Lada 24940230, Nippondenso 9491000400, 9491002000, Toyota 9009910141, Vicon KG01396400, Massey Ferguson 1440566X1
6303-2RS C3	CHRYSLER 100-114 amp alternators, DELCO AD230, 237, 244, CS121, 121D, 130, 130D, 144 alternators, FORD 3G, 4G and 6G alternators, European and Japanese alternators (DE)	Bosch 1120905001, 1900905304, Caterpillar 5P841, Chrysler 3755951, Delco 10469505, Ford F0JY10A303A, Mitsubishi S930P18870, S930P31071, TMB303, Motorcraft GEE-325, Nippondenso 9491001010, Massey Ferguson 832913M1
6304-2RS C3	Leece Neville, Nippondenso alternators on Nissan trucks (DE), VICTORY motorcycles V04CB16 Kingpin 2004 (front wheel)	Delco 907187, Leece Neville 57166, Massey Ferguson 391360X1
6305-2RS C3	DELCO, FORD, LEECE NEVILLE, MOTOROLA, NIPPONDENSO, PRESTOLITE Heavy Duty alternators (DE), SHERCO Enduro 4.5i (Crankcase), VICON BW1400	Caterpillar 1B5387, Delco 907940, 908055, 954554, Ford E2HZ10A303A, Leece Neville 76262, Motorola 1134, Nikko 1045263057, Prestolite 254, 2571, Vicon KG01398700
6306-2RS C3	BOSCH 24 volt alternator 0120689540	Clark 672547, Fiat 26204529, Ford 74HB 7600 AA, Massey Ferguson 35324 X1, 391360X1, Pegaso
6307-2RS C3	Traction motors for forklifts, industrial vibrators for vacuum trucks, LEROY-SOMER alternator LSA 43.2	Fiat-Allis 28996690, International 363953 R91, Massey Ferguson 354920 X1, 390385X1, Leroy-Somer RLT 080 RB 002
6308-2RS C3	LEROY-SOMER LS132	Clark 669068, Clayson 210049, Hanomag 994 010 147, Massey Ferguson 354921 X1, 391068X1, Poclain 0039697, Unic 204091

STANDARD SINGLE ROW BALL BEARINGS APPLICATION AND INTERCHANGE



PFI Ref.	Application	Interchange
6309-2RS C3	LEROY-SOMER alternator LSA 44.2, motor LS160L, FENNER electric motors, MARELLI generator MJB200SA4, MJB160SB4	Clayson 210086, Massey Ferguson 391069 X1, Toyota 971400630971, Unic 204066, Volvo BM 108424, Leroy-Somer RLT 100RB005
6310-2RS C3	MARELLI generator MJB160SB4, LEROY-SOMER LS180MT, LS180L	Caterpillar 1T210, DAF 325058, Komatsu 0603006310, Outboard Marine 28995910, Pegaso 515115, Volvo 183588, Massey Ferguson 3009404X1
6311-2RS C3	Electric motors, MARELLI generator MJB225MA4	Lancia 2041021, Poclairn 00396-74
6312-2RS C3	Electric motors, LEROY-SOMER alternator LSA 43.2, motors LS200MT, LS200L, LS225ST	Volvo 181882, 7181882, Leroy-Somer RLT 060 TS 030, Massey Ferguson 658156M1
6313-2RS C3	Electric motors, MARELLI generator MJB200SA4, MJB250LB4, M8B200, LEROY-SOMER LS225ST	MAN 06314204602
638-2RS C3	NIPPONDENSO offset G/R starters, BOSCH, MAKITA, SKILL, BLACK & DECKER and DEWALT power tools	Nippondenso starters 228000304, 228000326, 228000408, 228000409, 228000430, 228000475, 228000504, 228000512, 228000533, 228000586, 228000695, 228000739
6403-2RS C3	BOSCH alternators on Mercedes Benz, Scania and Volvo trucks	Bosch 1120900010, 1900900391, DAF 249240, Man 0631429.0021, Valeo 102130, Volvo 183409
6800-2RS C3	Power tools and chainsaws	
6801-2RS C3	Power tools and chainsaws	
6802-2RS C3	Power tools and chainsaws	
6803-2RS C3	Power tools and chainsaws	
6804-2RS C3	Power tools and chainsaws	
6805-2RS C3	Power tools and chainsaws	
684-2RS C3	BOSCH, MAKITA, DEWALT power tools	
685-2RS C3	BOSCH, MAKITA, BLACK & DECKER, DEWALT power tools	
686-2RS C3	BOSCH, MAKITA, BLACK & DECKER, DEWALT power tools	
688-2RS C3	BOSCH, MAKITA, BLACK & DECKER, DEWALT power tools	
689-2RS C3	BOSCH, MAKITA, BLACK & DECKER, DEWALT power tools	
6900-2RS C3	Power tools and chainsaws	
6901-2RS C3	Power tools and chainsaws	
6902-2RS C3	MITSUBA starters SM302-04 and SM302-18 for Acura/Honda (armature)	Hyatt 3LL02
6903-2RS C3	HITACHI OSGR starters (armature)	Hitachi 211435502, Nissan 23338M4900, ThermoKing 771578
6904-2RS C3	HITACHI, MITSUBA, MITSUBISHI, NIPPONDENSO OSGR starters (drive assembly), HONDA CR125 1995-1999 front wheel	Hitachi 211435502, Nissan 23358M4900
6905-2RS C3	HITACHI OSGR starters (armature)	Hitachi 21303302, Nissan 23441J5500
6906-2RS C3	HITACHI PMGR starters (drive end)	Hitachi 211476615, KTM 0625069068
6907-2RS C3		
6908-2RS C3	BUICK Electra LeSabre 1961-1970, Estate Wagon 1970, Invicta Skylark Special 1961-1963, Riviera Wildcat 1963-1970, CADILLAC Calais Fleetwood 1965-1975, Deville 1959-1975, CHRYSLER Imperial 1965-1966, OLDSMOBILE Cutlass Jetfire 1962-1963, Dynamic Fiesta Super 88 98 1958-1960, F85 1961-1963 (driveshaft)	
695-2RS C3	BOSCH, MAKITA, BLACK & DECKER, DEWALT power tools	
696-2RS C3	BOSCH, MAKITA, BLACK & DECKER, DEWALT power tools	
698-2RS C3	BOSCH, MAKITA, BLACK & DECKER, DEWALT power tools	



NON-STANDARD SINGLE ROW BALL BEARINGS




NON-STANDARD SINGLE ROW BALL BEARINGS



			
6202-TT C3 15x35x11	6203/3D-1 17x43x12	6203-2RS 1/2" C3 1/2"x40x12	6203-2RS 3/4" C3 3/4"x40x12
			
6203-2RS 5/8" C3 5/8"x40x12	6203-2RS d12 C3 12x40x12	6203-2RS d16 C3 16x40x12	6203LHA-15 15x40x12
			
6203-TT C3 17x40x12	6203-ZZ NR C3 17x40x12	6204 w12 C3 20x47x12	6204DW 18.75x47x14
			
6204-TT C3 20x47x14	6205-2RS d1 C3 1"x52x15	6206-2RS d20 C3 20x62x16	6302-2RS NR C3 15x46.3x13
			
6306-2RS d25 C3 25x72x19	6306-2RS d32 C3 32x72x19	08-R1 (locking ring) for 6306-2RS d32 C3	6306-Z NR C3 30x72x19
			
6307-Z NR C3 35x80x21	6308 NR C3 40x90x23	6308-Z NR C3 40x90x23	6904DW 18.75x37x9



NON-STANDARD SINGLE ROW BALL BEARINGS



NON-STANDARD SINGLE ROW BALL BEARINGS



			
B17-102D 17x47x14	B17-107D 17x47x18	B17-114D 17x40x20/12	B17-116D 17x52x18
			
B17-126D 17x62x17.6	B17-127D 17x62x20	B17-47D 17x47x24	B17-52D 17x52x15
			
B17-99D 17x52x17	B17-99DPACM 17x52x17	B20-122D 20x47x16	B25-139 25x68x18
			
B25-147D 25x62x19	B8-23D 8x23x14	B8-74D 8x22x11	B8-79D 8x23x11
			
B8-85D 8x23x14	BB1-0078 22x52x15	BB1B362021 28x75x20	F122502 28x68x19
			
PDF568350C 30x64x20.6	PGSC04A47CS 20x52x12	W6305-2RS C3 25x62x25.4	W6306-2RS C3 30x72x30.2



NON- STANDARD SINGLE ROW BALL BEARINGS APPLICATION AND INTERCHANGE

PFI Ref.	Application	Interchange
10BCDS01		Nachi 10BCDS01
15BCD107		Nachi 15BCD107
6000-TT C3	DELCO CS144, FORD 3G alternators (slip ring end)	Delco 1989711, 10474532
6003DW	MARELLI alternators	NSK 6003DW
6004-2RS 27/32 C3	Industrial	
6004DW	MITUSBISHI offset G/R starters	
6006-2RS d32 C3	MACK Truck (water pump and hydraulic pump), VOLVO FH and NH series trucks (gearbox)	
60/22-2RS C3	FORD/NEW HOLLAND 6610 and 7610 (steering column)	
60/32-2RS C3		
62/22-2RS C3	Industrial	
62/22/23		SKF 62/22/23
62/28-2RS C3	DAIHATSU, HYUNDAI, NISSAN gearboxes	Hyundai 43295-33040
63/22-2RS C3	HONDA ATV (drive gear), HYUNDAI Atos (gearbox), YAMAHA YZ/YZF/WR (rear wheel)	Honda 91063-HC4-771, Suzuki 09262-22013
63/28 C3	KIA Besta gearboxes with 2.2 and 2.7 engines	Kia 0M504-17-204
63/28-2RS C3	Automatic transmission on scooters and mopeds	
63/32-2RS NR C3	CHEVROLET Luv, MITSUBISHI (gearbox)	
6200-ZZ NR C3		
6201-2RS 1/2" C3	Fractional horsepower electric motors	
6201-TT C3		
6202-2RS 1/2" C3	Fractional horsepower electric motors	
6202-2RS 5/8" C3	Power tools and chainsaws, lawnmowers, lawn tractors, snow throwers	John Deere AM122119, JD8570, PT8891, Bobcat 38046N, Yazoo-kees 204020, 363181, Jacobsen 552234
6202-2RS d12 C3	Power tools and chainsaws	
6202-2RS d14 C3	Power tool and industrial equipment	
6202-2RS d16 C3	Power tools and chainsaws, lawnmowers, lawn tractors, snow throwers, MILWAUKEE electric tools	Milwaukee 02041567
6202-TT C3	HITACHI alternators w/ vacuum pumps LR140112 and LR155160	Hitachi 6202NC, Isuzu 8942239800
6203/3D-1	YAMAHA 75HP outboard motors with generators EF1000, EF1200, EF1400, EF1600, EF1800, EF2000, EF2500, EF2600, EF600, YG300S	Koyo 6203/3D-1, Yamaha 9330620328
6203-2RS 1/2" C3	Fractional horsepower electric motors	
6203-2RS 3/4" C3	Industrial machinery applications, snow blowers	Toro 370200, Tecunseh 780119, John Deere AM122158, M83899
6203-2RS 5/8" C3	Industrial machinery	
6203-2RS d12 C3	YANMAR and TOBATA tractors	B12-40D
6203-2RS d16 C3		Koyo 83064C3, NSK B16-8BC4
6203LHA-15	VALEO alternator A13VI	NTN 6203LHA (15), SKF 6203LHA, Valeo 593691, 9154012, V954012
6203-TT C3	FORD 4G alternators (slip ring end)	Ford F5OU10A304
6203-ZZ NR C3	Outdoor power equipment (lawnmower, edgers)	
6204 w12 C3	PEUGEOT scooter engines, SUZUKI RM125S (transmission), DR650RR (crank balancer)	Suzuki 0926220122
6204DW	Japanese starters	
6204-TT C3	Japanese alternators	
6205-2RS d1 C3	Industrial machinery applications	
6206-2RS d20 C3	Industrial machinery applications	
6302-2RS NR C3		Cargo 141062, Hitachi 6302NC, NSK 6302VVNCXCE
6306-2RS d25 C3	VOLVO NL10/340/400 trucks (ZF transmission), MITSUBISHI alternator A4TU3699	Mitsubishi S930P81170
6306-2RS d32 C3	NISSAN/DATSUN Bluebird 1980-1984, 120 1962-1980, 180 1977-1981, Laurel 1981-1989, Silvia 1979-1983, Sunny 1970-1982, Vanette 1986-1995. See also 08-R1	Mazda B00133047, B09226075, Nissan 43215H500, Seat AB144301
08-R1	Locking ring used with 6306-2RS d32 C3	
6306-Z NR C3	Gearboxes	
6307-Z NR C3	Gearboxes	
6308 NR C3	Gearboxes	
6308-Z NR C3	Gearboxes	
6904DW	MITSUBISHI OSGR starters (drive end)	Delco 22516191, Mitsubishi M410X14171.
62304-2RS d17 C3	BOSCH alternators on MAN and Mercedes Benz trucks (drive end)	Bosch 1120905005, 1120905103
62322.2-2RS C3	BOSCH 12-24 volt alternators (drive end)	Bosch 1120905035

NON- STANDARD SINGLE ROW BALL BEARINGS APPLICATION AND INTERCHANGE



PFI Ref.	Application	Interchange
949100-1610	NIPPONDENSO alternators	Nippondenso 9491001610, Koyo 83805C3, Nachi 202W1162NSL
949100-2790	NIPPONDENSO IC internal fan alternators (slip ring end)	Honda 31111PD1004, John Deere AR88019, Nippondenso 9491003980, Toyota 9009910140
949100-3190	NIPPONDENSO alternators (drive end)	Honda 31114PD1004, Nippondenso 9491002800, 9491003290, Toyota 9009910159
949100-3330	NIPPONDENSO internal fan alternators (drive end)	Nippondenso 9491004370, Toyota 9009910160, 9009910192
949100-3360	NIPPONDENSO internal fan alternators (drive end)	Honda 31114PD1034, Nippondenso 9491003380, 9491004620, Toyota 9009904966, 9009910159, 9009910161, 9009910199
949100-3480	NIPPONDENSO internal fan alternators (drive end)	Toyota 9009910170, Koyo DDG15382RDH1CM
949100-3660	NIPPONDENSO internal fan alternators (drive end)	Nippondenso 9491003660
949100-3820	NIPPONDENSO internal fan alternators (drive end)	Toyota 9009910178
98305-2RS C3	Scooter engines	
B10-27D	MITSUBISHI internal fan alternators (slip ring end)	Ford E9PZ10A04A, Mitsubishi A690X00271, SC008ILHIA
B10-46D	HITACHI internal fan alternators (slip ring end)	Hitachi 6900BPL
B10-50D	FORD 6G alternator, HITACHI internal fan alternators (slip ring end)	Hitachi 6000G, 6000HL, Nissan 2312058S01, Subaru 23721AA010
B10-50TT	HITACHI IR/IF (external driver) alternators (slip ring end)	
B10-51D	FORD 6G series IR/IF alternators (slip ring end)	Ford F8WU10A304AA
B12-32D	HITACHI, MITSUBISHI alternators (slip ring end)	Mitsubishi S930P61201
B12-57D	HITACHI alternator LR1110-701B (slip ring end)	Hitachi 6201NCD, 6201NCDP
B15-48D		NSK B15-48D
B15-69D		Hitachi 6202NCD, Nissan 2312905E06
B15-70D	HITACHI alternators LR170-410, LR170-418, MITSUBISHI alternator A3T02478	Nippondenso 9491003670
B15-83D	MITSUBISHI internal fan alternators (drive end)	Chrysler MD611410, Ford E8PZ10094A, Mazda FE2H18W27, Mitsubishi S930P18470, Motorcraft GEE318, Nissan
B15-85D		Nachi 15BC04S18SU
B15-86D	MITSUBISHI internal fan alternators (drive end)	Chrysler MD611397, Ford E8GY10A303-A, Mazda F81118W27, Mitsubishi TMB303LUX, S930P63070, Motorcraft GEE316, Nissan 2312058S11
B17-102D		NSK B17-102GD33
B17-107D	MITSUBISHI alternators (drive end)	Mitsubishi S930P64470
B17-114D		NSK B17-114DD
B17-116D	MITSUBISHI alternators (drive end)	Mitsubishi S930P80570
B17-126D		NSK B17-126DDWC3, Bosch 1120900008
B17-127D	BOSCH 468, 469 series IR/EF alternators (drive end)	Bosch 1120905097
B17-47D	FORD 3G and MITSUBISHI alternators (drive end)	Mitsubishi S930P64870
B17-52D	DELCO CS130D alternator 10480209	
B17-99D	BOSCH, FORD 6G, VALEO A14Vi alternators (drive end)	Bosch 1120905012, Valeo 592905, 592936
B17-99DPACM	BOSCH, FORD 6G and VALEO A14Vi alternators (drive end)	NSK B17-99 T1XDDG8CM, NTN SC03ASSLVA
B20-122D	Gearboxes	
B25-139		NSK B25-139 C3
B25-147D	NIPPONDENSO 24 volt alternator 10021-086 used on Caterpillar (drive end)	
B8-23D	MANDO and MITSUBISHI alternators (slip ring end)	Mitsubishi S930P63670, SC8A05LHI
B8-74D	MITSUBISHI IR/IF alternators (slip ring end)	Mitsubishi S930P17170
B8-79D	MANDO and MITSUBISHI internal fan alternators (slip ring end)	Chrysler MD611150, Mazda F81124503, Mitsubishi S930P17970, Nissan 23120V5511
B8-85D	MITSUBISHI internal fan alternators (slip ring end)	Ford E7GZ10A304A, Mitsubishi S930P63670, Motorcraft
BB1-0078	FORD Ecosport 4x2/4x4, Fiesta (gearbox IB5)	Ford 96WT705AA, SKF BB1-0078
BB1B362021	Gearboxes	SKF BB1B362021
F122502	FORD Fiesta 1995-2008, on IB5 gearboxes	INA F122502
PDF568350C	Viscous clutch fan bearing	Audi 077.115.136A, FAG 568350C
PGSC04A47CS	BETA motor bikes (gearbox), APRILIA SR R - R Factory 50cc 2004, Scarabeo 50cc 2007, SR H2O 50cc 2004-2008 (driveshaft), GILERA Stalker 50cc 2005, Typhoon 50cc 1994 (crankshaft), DERBI Atlantis O2 Bullet 50CC 2003 (crankshaft), PIAGGIO NRG Purejet 2003, VESPA ET2 Iniezone 2000, PEUGEOT Elystar TSDI 50cc 2003	BETA 1299022
W6305-2RS C3	LEECE NEVILLE 2300-2800JB series alternators (drive end)	Leece Neville 35624
W6306-2RS C3	LEECE-NEVILLE Alternators (drive end)	Leece Neville 29662, 74091



INCH SERIES BALL BEARINGS




APPLICATION AND INTERCHANGE

PFI Ref.	Application	Interchange
R3-2RS C3	Industrial	
R4-2RS C3	Power tools and industrial printer rollers	
R4A-ZZ C0	Miniature compressors	
R6-2RS C3	Power tools and industrial printer rollers	
R8-2RS C3	LUCAS C40T generators for Ford Tractors, BOSCH circular saws	Bosch 2610350311, Ford C5NF10094A, Lucas 54160219, UTB103, Prestolite 2512, X294
R10-2RS C3	BOSCH power tools	Bosch 3609201078
R12-2RS C3	Industrial printer rollers	Harley Davidson 3153966
R20-2RS C3	Industrial	

COMPRESSOR BEARINGS



			
PC2552009/12CS 25x52x9/12	PC256200113CS 25x62x11.3	PC28520009CS 28x52x9	PC30450018CS 30x45x18
			
PC30470012CS 30x47x12	PC30470018CS 30x47x18	PC30470020CS 30x47x20	PC30470022CS 30x47x22
			
PC30470021/18CS 30x47x21/18	PC30520020CS 30x52x20	PC30520022CS 30x52x22	PC30550023CS 30x55x23
			
PC306200113CS 30x62x11.3	PC30620027CS 30x62x26.99	PC32470018CS 32x47x18	PC32520020/18CS 32x52x20/18
			
PC32550023CS 32x55x23	PC35480020CS 35x48x20	PC35500020CS 35x50x20	PC35520012CS 35x52x12
			
PC35520020CS 35x52x20	PC35520022CS 35x52x22	PC35550020CSR1 35x55x20	PC35620021CS 35x62x21



COMPRESSOR BEARINGS



PC35620024CS
35x62x24



PC35620028CS
35x62x28



PC35640037CS
35x64x37



PC38540017CS
38x54x17



PC40550024CS
40x55x24



PC40570024CS
40x57x24



PC40570024/20CS
40x57x24/20



PC406200206CS
40x62x20.6



PC40620024/206CS
40x62x24/20.6



PC40620024CS
40x62x24



PC40660024CS
40x66x24



PC40680030CS
40x68x30



PC40900046CS
40x90x46



PC45750032CS
45x75x32



PC50720020CS
50x72x20

COMPRESSOR BEARINGS APPLICATION AND INTERCHANGE



PFI Ref.	Application	Interchange
PC2552009/12CS	YORK compressors	Nachi 25BC05
PC256200113CS	YORK compressors	Nachi 25BCS11
PC28520009CS	TECUMSEH compressors	Nachi BRLE8
PC30450018CS	HYUNDAI passenger cars	Nachi 30BG04S22G2DL, NSK 30BD4518T12DDUCG21
PC30470012CS	NIPPONDENSO SCSA06C compressors	Nachi 30BX04S1DST
PC30470018CS	SANDEN TR70 (w/ notch) and DENSO compressors	Nachi 30BGS04S8G2DS, 30BG04S16G2DSTF; NSK 30BD4718DDUKX; Koyo 83A693
PC30470020CS	NIPPONDENSO SC08 SCSA06C compressors	Nachi 30BG04S21DST
PC30470022CS	SANDEN TR70 (w/o notch) compressors for Toyota	Nachi 30BG04S13G-2DST2
PC30470021/18CS	ISUZU	Koyo 83A693ACS20
PC30520020CS	NIPPONDENSO 10S11C SCS06C compressors	Nachi 30BGS32G-2DST
PC30520022CS	NIPPONDENSO 10PA15C 10PA17C 10PA20C TV12 TV14 compressors used on Toyota Hilux 1952-1998	Nachi 30BG05S2G2DS, 30BG5222DSE, 30BGS10G2DST2F; Koyo DAC305232RR9XS, Nippondenso 9491004570, 9491004760, Toyota 51802600
PC30550023CS	BEHR, BOSCH, DIESEL KIKI 16H, FORD FS10 FX15, NIHON, YORK 206 209 210 compressors on Ford, Hyundai, Kia	Nachi 30BG05S5G-2DS, 5006-2NSL; NSK 30BD40AT12DDUCG21SBU2ENRL, OEM 51441200, 51655700, 51651700, 50178800, 50184000, 51655700
PC306200113CS	TECUMSEH compressors	Nachi 30BCS6
PC30620027CS	CHRYSLER V2 and RV2 and WHITE compressors	Nachi 30BGS1G2DSKAI, 30BGS1G2NSL, Koyo BD3011A
PC32470018CS	OGURA compressors and vacuum pumps for Akti industrial trucks, MATSUSHITA compressors for Suzuki passenger cars, SEIKO SEIKI FS10 and LV1 compressors	Nachi 32BG04S3G2DL, NSK 32BD4718DU
PC32520020/18CS	SEIKO-SEIKI air conditioning compressors on BMW 3 series, and Mercedes Benz smog pumps	
PC32550023CS	MATSUSHITA NL, PANASONIC Rotary Vane, SEIKO SEIKI SS96D1, YORK Rotary Vane VR series compressors on Mazda	Nachi 32BG05S12DST, NSK 32BD4ST12DDUCG21, OEM 51550900, 50295200, 51501200, 51749900
PC35480020CS	Delphi A/C compressors used on Honda Civic	NSK 35BD4820DDUMG
PC35500020CS	DELPHI, MITSUBISHI, SANDEN/HARRISON SD705 SD706 SD7B10 TRF090 SD6V12, SEIKO SEIKI	Nachi 35BG05S7G-2DST, 35BG05S7G-2DL, NSK 35BD5020DDUCG21, OEM 51555200, 51771400
PC35520012CS	DENSO compressors 5SL12C-J 6SEU12C 7SEU on Fiat Stilo, Mercedes Benz Class A, Toyota Yaris	Nachi BX5212S1-2DST2B1
PC35520020CS	NIPPONDENSO SC08, SC08C, SANDEN 7SBU17C, PXV16 compressors	Nachi 35BG5220-2DL
PC35520022CS	DELPHI HU6/CVC, DENSO 6CA17C, 6SEU12, 6SEU12C, 7SB-16C, PXE16 compressor	Nachi 35BG05S6G-2DST2F, 35BG5222-2DL
PC35550020CSR1	DIESEL KIKI 13G 15BH 15CH, MATSUSHITA/NIHON 14D, SANDEN 505 5H09 5H13 709 7H13 7V16, SELTEC compressors on Kia, Hyundai, GM, Chrysler. Compressors DKS13, DKS15, SD505, SD709, SD7C16, SD7H13, SD7H15, SD7V12, SD7V16, TM15, Zexel DCW17D	Nachi 35BG05G-2DS, 35BG05S10G-2DST2, 35BG05S16G-2DL, NSK 35BD219T12DDUCG21ENSL, 35BD219T12DDUK8CG21EAIL, Koyo 83A694, OEM 51651600, 51793800, 50985400, 51427500, 51323500, 51799900, 51216600
PC35620021CS		Nachi 35BG06G-2DS, Nippondenso 949100-2720
PC35620024CS	ZEXEL Compressors DCW17B	NSK 35BD6224AT12
PC35620028CS	DIESEL KIKI DKS13G, DKS15BH, DCW17, YORK YA compressors	NSK 35BD210T12DDU
PC35640037CS	IVECO truck A/C units	NSK BD35-12DD, NTN DF0766LLB
PC38540017CS	NIPPONDENSO 10P08E compressors on Suzuki, VW, Fiat	Nachi 38BG05S2G-2DS, 38BG05S6G-2DST2F, 38BG05S6G-2DST2FB, Nippondenso 949100-4810
PC40550024CS	MITSUBISHI MSC90C, 105CVS compressors	Nachi 40BGS40G-2DST



COMPRESSOR BEARINGS APPLICATION AND INTERCHANGE

PFI Ref.	Application	Interchange
PC40570024CS	mitsubishi and sanden compressors	Nachi 40BG05S2G-2DS, NSK 40BD4ST12DDUCG21ENSL
PC40570024/20CS	NIPPONDENSO 10P17C and SANDEN compressors on Audi	Nachi 40BG05S1G-2DS, Nippondenso 949100-2920
PC406200206CS	HARRISON A6 HD6 HR6 V5 and R4 compressors, KEIHIN, SEIKO SEIKI compressors on GM and Daewoo	Nachi 40BG62020-2DLCS, 40BGS8G-2DS, NSK 40BD49T12DDUCG33, 40BD49T12DDU28DCA-3AENSK7, NTN 2TS2DF0893LLACS01, Koyo 83A5519, GM 6557684, 6559469, Daewoo 712019-NBR-2CS
PC40620024/206CS	CHRYSLER 6C17 C171 A590, FORD FS6, NIPPONDENSO 6E 6P, MITSUBISHI FX105V compressors on Ford, Hino, Mazda	Nachi 40BGS12G-2DS, 40BGS36G-2DST2F, NSK 40BD49AWT12DDU5CS75PAISRIL, Nippondenso 949100-4610, 949100-4860
PC40620024CS	HITACHI A5000 MJS170, MITSUBISHI MSC90C, NIPPONDENSO 10P13C 10P15C, 10P15E, 10P17C, NIHON, SANDEN SD507 SD508 SD510 5H14 7H15, SEIKO SEIKI compressors on Toyota, Daihatsu, Mitsubishi, Rover, VW, Fiat, John Deere	Nachi 40BG11G-2DS, 40BGS11G-2NSL, 40BGS35G-2DL, 40BGS35G-2DST, 40BGS35G-2DSTF, NSK 40BD219T12DDUCG21ENSL, NTN 2TS2DP0865LLBS45/SC, Koyo 83A551B4CS2, Nippondenso 949100-4850, 949100-2710
PC40660024CS	MITSUBISHI MSC090C (w/ 5 groove poly V) MSC105C (w/ 6 groove poly V) compressors	Nachi 40BG39G-2DL, 40BGS39G-2DST
PC40680030CS	TAMA TM31 compressors	NSK 40BD6830DUK
PC40900046CS	BENDIX air brake compressors	Nachi 40BVV09-1
PC45750032CS	FUSO vehicles	Nachi 45BG07S5G-2DST2F, Nippondenso 949100-4800
PC50720020CS		Nachi 50BG07S1

AGRICULTURAL BEARINGS



 203KRR2 C3 16.2x40x18.2/12	 204BBAR 3/4"x 1.7805"x0.61"	 204 RY2 16x45.212x18.542/15.494	 207KRRAH03 35x72x25
 208KRR4 C3 38.892x80x27/21	 5203KYY2 16.256x40x44.12/39.12	 6203 2RS CV 17x40/38.2x12	 GE25KRRB 25x52x44,4
 GE30KRRB 30x62x48.4	 GE35KRRB 35x72x51.1	 GE40KRRB 40x80x56.5	 GE45KRRB 45x85x56.5
 GE50KRRB 50x90x62.8	 RAE15NPPB 15x40x28.6	 RAE17NPPB 17x40x28.6	 RAE20NPPB 20x47x31
 RAE25NPPB 25x52x31	 RAE30NPPB 30x62x35.70	 RAE35NPPB 35x72x38.9	 RAE40NPPB 40x80x43.7
 SBX0410LLU/3E 19.05x42x24.6/12	 W208PPB8 1/8"x80x36,51/30,18		



AGRICULTURAL BEARINGS APPLICATION AND INTERCHANGE

PFI Ref.	Application	Interchange
203KRR2 C3	JOHN DEERE grain drills and rotary hoe wheels, NEW HOLLAND and other agricultural	John Deere AN142670, AN281357, JD9214, Torrington 203KRR2, IH 611050C91, Case F16246, Ford 222279, Gehl 520117, Lilliston 2050006, New Holland 66553, White 2SH862, Fafnir 203KRR2C3
204BBAR	Agricultural equipment	Fafnir 204BBAR
204RY2	CASE IH Grain Drill 5300, 5500, 6300; Planter 295, 386, 800 series, 900540 RPM-PTO, 950 Semi-Mount, JOHN DEERE Planter 7000, 7100, 7200, 7240, 7300, 7340	BCA 204FVMN, Fafnir 204RY2, John Deere AA21480
207KRRAH03C3	FORD pickups F-350, F-400, F-600, F-1000, F-2000, F-4000, F-11000 w/ Perkins engine (propeller shaft), GENERAL MOTORS pickups D-60, D-70 (to 1975), C-10, C-14, C-15, D-10, A-10, D-1000 (propeller shaft)	Ford B9TZ-4840-A, General Motors 3760527, INA 207KRR AH03 AN03
208KRR4 C3	FORD Galaxie 500, F100 front wheel, GM C14, C15 pickups rear wheel, JOHN DEERE harvesters 1165, 1175, 1185 gearbox	Ford 87TU1225AA, GM 7325084, INA 208KRR AH04, John Deere S15039
5203KYY2	CASE 1200 series s/n CBJ0001611 and above (gauge wheel), GREAT PLAINS 2" x 13" and 3" x 13" built 1997 and after (press wheels), MARTIN SPADING late 1700 with MaxEmerge® Plus, Pro, XP and XP Pro (rubber closing wheels), NEW HOLLAND SP280, SP380, SP480, SP580 all s/n PNL001065 and above, JOHN DEERE 7000 and 7100, 1560, 1565, 1590, 1690, 1860, 1895 and 1990 drills (cast closing wheel arm), MaxEmerge® Plus, Pro, XP, XP Pro, 1530, 1535 (rubber closing wheel), KINZE 1993 and newer (gauge wheel and closing wheel), WHITE 6000 and 8000 (gauge wheel on 8000 series and rubber or cast dual closing wheels on late model 6000 and 8000)	BCA 5203VVAN, Fafnir 5203KYY2, Koyo DAC 164044-2RS, White 854003, Great Plains 822-170C, Case 324461A1A1, John Deere AN212132, Kinze GA6171
6203-2RS CV	Agricultural implements	
GE25KRRB	AGCO harvesters CA 1170/1175 DS, ID 9070/9075/9090, MF 6845/6855 (transmission tray, grain transporter, speed variator, rotating filter), NEW HOLLAND harvesters (13" and 15" rigid intake platform), JOHN DEERE harvesters 1165 1175 1185 1175H (rotating filter and transmission)	AGCO 890.014.410.025 (412.260 M1), INA GE25KRRB, John Deere 13P 1001 (AZ 10044) (DQ 02578), New Holland 468.880
GE30KRRB	AGCO harvesters CA 1170/1175 DS, ID 9070/9075/9090 and MF 6845/6855 (hay transporter, discharge tube, fan axle, grain elevator, cutting platform), JOHN DEERE harvester 1165 (cutting mechanism), 1185/1165/1175/ 1175H (ventilator upper rotor and pulley, grain tank discharge, discharge tube switch), NEW HOLLAND Harvesters 4040/5030/5050/8040/8055/TC55/TC57 (unload feeding system on centrifugal separator, corn feeding platform, discharge tube)	AGCO (Massey Ferguson) 408.625 M1, INA GE30KRRB, John Deere 13P 1003, DQ 03225, New Holland 325.110
GE35KRRB	AGCO (Massey Ferguson) harvesters CA 1170/1175 DS, ID9070/9075/9090 and MF 6845/6855 (strainer axle, grain tank axle), harvesters MF 3640/5650 (ventilator), MF 1630/5650 (upper platform axle), MF 1630/3640/5650 (lower platform axle, frontal spinners), JOHN DEERE harvester 1165 (corn intake platform), 1185/1165/1175/ 1175H (cutting mechanism, lateral platform, intermediary transmission pulley on hay shredder, cutting platform), NEW HOLLAND Harvesters 8040/8050/8055/TC55/ TC57/TC59 (18" cutting platform on hay shredder, centrifugal separator, ventilator axle, discharge tube, infeed)	AGCO 890.014.410.035, INA GE35KRRB, John Deere DQ 02579 (AZ 10020), Massey Ferguson 410.583 M1, New Holland 756.965
GE40KRRB	JOHN DEERE harvester 1165 (corn platform adapters), 1165 1175 1175H 1185 (Lower axle on infeed of short and long cylinder, belt and sprocket), NEW HOLLAND harvesters 4040 5030 5050 8040 8055 TC55 TC57 (hay chopper)	AGCO 412.295 M1, INA GE25KRRB, JAN 68135505, John Deere DQ 00651, DQ 02581, AL14674, New Holland 212.609
GE45KRRB	NEW HOLLAND Harvester 830 (upper and lower chains of round baller transporter), TC59 (chopper)	INA GE45KRRB, New Holland 385.424

AGRICULTURAL BEARINGS APPLICATION AND INTERCHANGE



PFI Ref.	Application	Interchange
GE50KRRB	AGCO (Massey Ferguson) harvesters MF 1630/3640/5650 (upper discharge tube), MF 1630 (ventilator), NEW HOLLAND harvester TC59 (upper axle of hay elevator)	AGCO 412.260 M1, INA GE50KRRB, New Holland 84998747
RAE15NPPB	Agricultural	INA RAE15NPPB
RAE17NPPB	Agricultural	INA RAE17NPPB
RAE20NPPB	AGCO harvesters MF34 and MF38 (engine installation); JOHN DEERE harvesters 1165, 1175, 1175H, 1185 (rotating filter on hydrostatic Positorq radiator); NEW HOLLAND harvesters 4040, 5030, 5050, 8040, 8055, TC55, TC57 (centrifugal separator); 4040 and 5050 (rotating air intake)	INA RAE20NPPB
RAE25NPPB	AGCO MF34 MF38 (grain elevator), NEW HOLLAND 1530 - 4040 - 5050 (cutting platform), JOHN DEERE (cross shaker)	INA RAE25NPPB
RAE30NPPB	AGCO MF34 MF38 (rear fan), NEW HOLLAND TC55 TC57 TC59 (unloading tube, harvesting platform, and grain elevator), 8040 and 8050 (grain elevator, grain exhaust tube), 1530 (cutting platform, air intake), JOHN DEERE 1165 (front and back camshaft, ventilator intermediary transmission)	INA RAE30NPPB
RAE35NPPB	Agricultural	INA RAE35NPPB
RAE40NPPB	Agricultural	INA RAE40NPPB
SBX0410LLU/3E	Agricultural	NTN SBX0410LLU/3E, Fafnir RAL012NPPB2
W208PPB8	Agricultural	Fafnir W208PPB8, NTN 2AS08-1 1/8



WHEEL BEARINGS

 88128R 38.89x80x27.5	 PR513067 41x71.15x26.16	 PRP1563 50x58.30x30.75	 PRR1563TAV 35.6x57.19x17.73
 PW25520037CSHD2 25x52x37	 PW25520042CS 25X52X42	 PW25550045CSHD 25x55x45	 PW25600045CSHD 25x60x45
 PW27520045CS 27x52x45	 PW27520045/43CSHD 27x52x45/43	 PW27530043CSHD 27x53x43	 PW27600050CS 27x60x50
 PW28580042CS 28x58x42	 PW28580044CS 28x58x44	 PW28610042CS 28x61x42	 PW29530037CSHD 29x53x37
 PW30540024CS 30x54x24	 PW30580042CSHD 30x58x42	 PW30600337CS 30x60.03x37	 PW30620032CS 30x62x32
 PW30620038CS 30x62x38	 PW30640042CS 30x64x42	 PW34620037CS 34x62x37	 PW34640037CS 34x64x37
 PW34660037CS 34x66x37	 PW34670037CS 34x67x37	 PW35620040CS 35x61.80x40	 PW35640037CS 35x64x37

WHEEL BEARINGS



			
PW35650035CS 35x65x35	PW35650035CSHD 35x65x35	PW35660032CS 35x66x32	PW35660037CS 35x66x37
			
PW35680037CS 35x68x37	PW35680233/30CS 34.99x68.02x33/30	PW35720033CS 35x72x33	PW35720034CS 35x72x34
			
PW35720233/31CS 35x72.02x33/31	PW35800028/21CS 35x80x28/21	PW36680033CS 36x68x33	PW36720534CS 36x72.05x34
			
PW37720033CS 37x72x33	PW37720037CS 37x72x37	PW37720437CSM88 37x72.04x37	PW37720437CSM96 37x72.04x37
			
PW38700037CSR1 38x70x37	PW38700038CS 38x70x38	PW38710039CS 38x71x39	PW38710233/30CS 37.99x71.02x33/30
			
PW38720236/33CS 37.99x72.02x36/33	PW38730040CS 38x73x40	PW38740050CS 38x74x50	PW38740236/33CS 37.988x74.02x36/33
			
PW39680037CS 39x68x37	PW39680037CSHD 39x68x37	PW39680737CS 39x68.07x37	PW39720037CS 39x72x37



WHEEL BEARINGS

 NEW PW39720037CSM 39x72x37	 PW39720437CS 39x72.04x37	 PW39740039CS 39x74x39	 PW40720036/33CS 40x72x36/33
 PW40720037CS 40x72x37	 PW40730055CSHD 40x73x55	 PW40740036CS 40x74x36	 PW40740036/34CS 40x74x36/34
 PW40740040CS 40x74x40	 PW40740042CS 40x74x42	 PW40750037CS 40x75x37	 PW40750039CSM 40x75x39
 PW40760033/28CS 40x76x33/28	 PW40760033CS 40x76x33	 PW40760041/38CS 40x76x41/38	 PW40800036/34CS 40x80x36/34
 NEW PW40840539/40CSM 40x84.05x39/40	 NEW PW40900028/23CS 40x90x28/23	 NEW PW40940031/26CS 40x94x31/26	 PW41680040/35CSHD 41x68x40/35
 PW42720038CS 42x72x38	 PW42750037CS 42x75x37	 NEW PW42750060CSHD 42x75x60	 PW42760033CS 42x76x33
 PW42760038/35CS 42x76x38/35	 PW42760039CS 42x76x39	 PW42760040/37CS 42x76x40/37	 NEW PW42770039CSM 42x75x60

WHEEL BEARINGS



			
PW42780045CS 42x78x45	PW42800036/34CS 42x80x36/34	PW42800042CS 42x80x42	PW42800045CS 42x80x45
			
PW42820036CS 41.99x82x36	PW42840036CS 42x84.02x36	PW42840339CS 42x84.03x39	PW43760043CS 43x76x43
			
PW43790041/38CS 43x79x41/38	PW43820045CS 43x82x45	PW44840042/40CS 44x84x42/40	PW45800045CS 45x80x45
			
PW45800048CSHD 45.3x80x48	PW45840042/40CS 45x84x42/40	PW47850045CS 47x85x45	PW47880055CSHD 47x88x55
			
PW47880057CSHD 47x88x57.5	PW48890044/42CS 48x89x44/42	PW49840048CSHD 49x84x48	PW50900034CS 50x90x34
			
PW55900060CSHD 55x90x60	RW207CCR 35x72x21.5		



WHEEL BEARINGS APPLICATION AND INTERCHANGE

PFI Ref.	Application	Interchange
88128R	BUICK Centurian, Electra, Estate Wagon, LeSabre, Limited, Riviera, Super, Wildcat 1963-1967, CHEVROLET/GMC 1/2 TON Blazer/Jimmy (Full Size), C-10/15, K-10/15, R-10/15, Silverado/Sierra, Silverado/Sierra HD, Suburban, Tahoe/Yukon, V-10/15, FORD Brougham, Country Sedan, Country Squire, Crown Victoria, Custom, Edsel, Galaxie, LTD, Parklane, Ranch Wagon, Squire, Skyliner, XL 1949-1978, Elite, Fairlane, LTD II, Torino, Rancho 1962-1964 1973-1975, Granada 1977, Thunderbird 1955-1973, 1/2 TON Econoline, E100, E150, F100, F150, Parcel Delivery, Pickup 1948-1975, 3/4 TON Econoline, E200, E250, F200, F250, Parcel Delivery, Pickup 1968-1974, Bronco - Full-Size 1972-1977, LINCOLN Continental, LS, Mark Series, Town Car, Versailles 1949-1973 1978-1980, MERCURY Brougham, Colony Park, Commuter, Grand Marquis, Marquis, Marauder, Medalist, Montclair, Park Lane 1949-1979, rear wheel	
PR513067	BUICK Rainier 2004-2007, CADILLAC Escalade, Escalade ESV, Escalade EXT 1999-2009, CHEVROLET/GMC 1/2 Ton Avalanche 2002-2009, 1/2 Ton Blazer/Jimmy, C-10/15, K-10/15, R-10/15, Silverado/Sierra, Silverado/Sierra HD, Suburban, Tahoe/Yukon, V-10/15 1988-2007, 1/2 Ton G10/G15, Express/Savana, P10/15 1996-2009, Astro / Safari 2003-2005, Colorado/Canyon 2004-2008, S10 Blazer/S15 Jimmy, S10/S15 PU/Sonoma, Syclone/Typhoon 1995-2004, SSR 2003-2006, Trailblazer/Envoy 2002-2009, HUMMER H3 2006-2009, ISUZU Amigo, Ascender, Axiom, Hombre, Oasis, Pickup, Rodeo, Rodeo Sport, Trooper, Trooper II, VehiCROSS 2006-2008, OLDSMOBILE Bravada 2002-2004, SAAB 9-2X, 9-3, 9-5, 9-7X, 900, 9000, 99 2005-2006, rear	Timken 513067
PRP1563	DODGE, FORD, GMC 1964-1993 passenger cars and trucks	
PRR1563TAV	AMERICAN MOTORS, BUICK, CADILLAC, CHEVROLET, DODGE, FORD, HONDA, ISUZU, JEEP, MAZDA, MERCURY, NISSAN, OLDSMOBILE, PLYMOUTH, and PONTIAC passenger cars and pickups 1968-2008	Timken R1563TAV, Torrington DB59722
PW25520037CSHD2	CITROEN AX 1991-1996, Saxo 1996-2003, Visa 1985-1991, Xsara 1997-2005, ZX 1991-1997, PEUGEOT 106 1991-1999, 205 1983-1998, 306 1993-2002, 309 1985-1993, RENAULT Clio 1990-2005, Megane 1996-2001, Twingo 1996-2001, Super 5 1984-1996, 9 1981-1989, 11 1983-1988, 19 1988-1996	Citroen 9549645380, Peugeot 373021, Renault 7703 090 253, 7703090433, SNR FC12025 S09 and FC40570
PW25520042CS	CHEVROLET Alto, SUZUKI Ignis 2000-2008, rear wheel	Koyo DAC2552W, NSK 25BWD01E, NTN AU0501-4L/L260, Suzuki 46860-80G00
PW25550045CSHD	RENAULT Clio 2005-2010, Megane 2002-2009, Modus 2004-2009, rear wheel w/ disc brakes and ABS	FAG 713630950, Renault 77 01 208 058, SKF VKBA3639 (kit), SNR FC40858, R155.77, Timken K85059
PW25600045CSHD	CITROEN C4 2004-2006, PEUGEOT 307 2000-2006, rear wheel	SKF BTH-1209
PW27520045/43CSHD		NSK 27KWD02
PW27520045CS	NISSAN Tsuru II	Nissan 43210-50AR0, NTN DE0569CSLLS
PW27530043CSHD	OPEL Corsa 2000-2008, Tigra 2004-2008, VAUXHALL Corsa 2000-2008, Corsavan 2000-2008, Tigra 2004-2008	SNR FC40650S01
PW27600050CS	NISSAN Altima, Axxess, F10, Maxima, NX, Pulsar, Sentra, Sentra AWD, Stanza, Stanza AWD, Versa, 200SX, 310 REAR WHEEL 1987-1990, NISSAN Bluebird, B110, B210, Maxima, Sedan, 1000, 1200, 1500, 1600, 200SX, 2000, 210, 240SX, 240Z, 260Z, 280Z, 280ZX, 300ZX, 350Z, 410, 411, 510, 610, 710, 810, REAR WHEEL 1991-1993	Nachi 27BVV06-2G, NSK 27BWD01J, Timken 513071
PW28580042CS	SUZUKI, front wheel	Koyo DAC28582RK, NSK 28BWD03A, Suzuki 09267-28001
PW28580044CS	SUZUKI Swift, front wheel	NSK 28BWD05, Suzuki 46860-77JXO
PW28610042CS	TOYOTA Avalon, Camry, Camry AWD, Camry Solara, Celica, Celica AWD, Corolla, Corolla AWD, Corolla FX, Echo, Matrix, Paseo, Prius, Tercel, Tercel Wagon 4WD, Yaris REAR WHEEL 1984-1992 Corolla (FWD), Tercel Wagon (FWD), Toyota Carina, Celica, Corolla, Corona, Corona Mark II, Cressida, Crown, MR2, Starlet, Supra, front wheel 1985-1989	Koyo DAC286142AW, NSK 28BWD01A, Timken 513031, Toyota 90369-28005(6)
PW29530037CSHD	FORD Fiesta 2001-2005, Focus 1998-2004, Fusion 2002-2005. MAZDA 2 2003-2005, rear wheel	FAG 801023AB, Ford 1070982, 1085565, 4154713, 98ABV1238AD
PW30540024CS	HONDA ATV's	NTN DE0681
PW30580042CSHD	MAZDA Asahi, 626, rear wheel	Koyo DAC3058W, NSK 30KWD01, NTN ET-CRI-0678
PW30600337CS	FIAT Fiorino 1977-1984, Fiat Uno 1983-1992, Fiat X1/9 1973-1979, Fiat 127 1971-1986; Fiat 128 1975-1984, Lada Samara 1988-1994, Lancia A112 1981-1986; SEAT Fura 1984-1986, Volvo 340/360 1982-1991, front wheel	Breda C171, IRB IR-8040, Koyo DAC3060W, Lada 21072104020, Seat X044438800, SKF 633313, SNR GB10790S07, Timken 513116
PW30620032CS		Nachi 30BVV06S4G-2DS
PW30620038CS	TOYOTA Avanza 1.5L 2009, front wheel	NSK 30BWD10A

WHEEL BEARINGS APPLICATION AND INTERCHANGE



PFI Ref.	Application	Interchange
PW30640042CS	SUZUKI	Koyo DAC3064W2RKB, Suzuki 43462-77501
PW34620037CS	AUDI 50 1976-1978, VOLKSWAGEN Derbi 1977-1984, VW Polo 1975-1994, front wheel	FAG 561447, 531910, SKF BAHB311316B, VW 861.407.625
PW34640037CS	CHEVROLET Aveo, Aveo5 2004-2008, DAEWOO Nexia 1995-1997, HONDA Civic, Civic CVCC, Civic Hybrid Rear wheel 1988-1991, CRX front wheel 1984-1987, ISUZU I-Mark, Impulse, Impulse AWD, Stylus front wheel 1986-1989, LADA all 1987-1993, OPEL Ascona 1981-1988, Astra 1991-1998, Corsa 1982-1993, Kadett 1979-1994, Vectra 1988-1995, VOLKSWAGEN Cabrio, Cabriolet, Corrado, Dasher, Fox, Golf, GTI, Jetta, New Beetle, Passat, R32, Rabbit, Scirocco, Quantum, Quantum Synchro 1975-1993, Type II Bus, EuroVan, Transporter, Van, Vanagon, Camper 1980-1983	Honda 44300-SB2-004 (018), Lada 21083103020, Opel 328100, 328104, FAG 540466B, 532066DE, SKF 309726DA, Koyo DAC3464W-52RS, NSK 34BWD11, IRB 8041, SKF 309726DA, SNR GB10884, Timken 510066, VW 171407625A, C
PW34660037CS	OPEL Astra 1991-2005, Corsa 1982-2000, Tigra 1994-2000, Vectra 1988-1995, front wheel	Opel 328106, 90447280, INA F110487, IRB IR-8622, FAG 580400, NSK 34BWD10B, SKF 636114A
PW34670037CS	GM Corsa Evolution 2002- front wheel	FAG 803775, General Motors 93362342
PW35620040CS	OPEL Agila 2000-2007, SUZUKI Ignis 2000-2003, Swift 2006-2009, Wagon 1998-2003, front wheel	Koyo DAC3562W-5, Opel 4700322, 4706381, Suzuki 43440-78A20, 43440-84F00
PW35640037CS	DAIHATSU Charade 1988-1989, rear wheel	Koyo DAC3564A-1, Timken 510014, Daihatsu 90043-63150
PW35650035CS	RENAULT R9, R11, R19, Twingo, Clio 1991-1998, Express, Rapid 1985-1998, Super 5 1984-1996, front wheel	Renault 7703090251, 7703090283, 7703090404, SKF 445620BA, SNR GB12438S01
PW35650035CSHD	RENAULT Express 1986-1990, R9 D and Turbo 1982-1988, R11 D and Turbo 1983-1988, Super 5 D 1985-1990, Super 5 GT Turbo 1985-1995, front wheel	SNR FC12033S01
PW35660032CS	CITROEN AX 1986-1998, Saxo 1996-2003, PEUGEOT 106 1991-2000, front wheel	Citroen/Peugeot 95603182, SKF BA2B 445980 BA
PW35660037CS	VOLKSWAGEN Golf 1983-1992, Jetta 1984-1991	FAG 546238, 544307, IRB IR8065, SKF BAHB311309, SNR GB12136, Timken 513021, VW 191407625, 6N0407625S
PW35680037CS	FIAT Duna 1987-1991, Fiorino 1977-1996, Regata 1983-1990, Ritmo 1978-1988, Uno 1985-1996, X 1/9 1978-1989, 128 1969-1982, LANCIA Delta 1979-1993, Prisma 1983-1992, VOLVO 440/460 1988-1996, 480 1986-1996	FAG 541153A, 567918B, FIAT 5941798, 5987091, 7634573, Lancia 7634573, SEAT X04419 3140, Zastava 5941798, Koyo DAC3568A2RS, SKF BAHB633528F, SNR GB10840 S02, Timken B-33, Volvo 3454197, 46439334
PW35680233/30CS	NISSAN Micra 1982-1992, TOYOTA Starlet 1984-1999, front wheel	Koyo DAC3568W-6, NSK 35BWD07, Nissan 40210-34B00, 40210-21B00, Toyota 90369-35029(30)
PW35720033CS	CITROEN AX 1987-1997, C 15 1984-1997, Saxo 1996-2003, Visa 1985-1991, Xsara 1997-2005, ZX 1991-1997, FIAT Brava 1995-2001, Bravo 1995-2001, Marea 1996-1998, Punto 1994-2000, Tempra 1990-1996, Tipo 1988-1995, LANCIA Dedra 1989-1999, Delta 1993-1999, Y 1995-2003, PEUGEOT 106 1991-1999, 205 1983-1998, 306 1993-2001, 309 1985-1993	Citroen 91537605, FAG 548083, Peugeot 332631, SKF BA2B 445535AE, 446762B, SNR GB12094 S10, GB40582
PW35720034CS	HONDA Accord 1976-1980, Civic 1973-1983, Prelude 1979-1980, front wheel	Koyo DAC357234A, Timken B-36, Honda 91051-634-004, 91051-693-003(004)
PW35720233/31CS	TOYOTA Tercel 1979-1988, front wheel	Koyo DAC357233B-1W, NSK 35DWD06A, Timken 513002, Toyota
PW35800028/21CS		Koyo DG358028W2RSC4, Toyota 90369-35085
PW36680033CS	SUZUKI Alto 1994-2002, Swift 1986-2001, front wheel	Koyo DAC3668AW, NSK 36BWD04, Suzuki 09267-36001(002), 43830M70F00, Timken 510001
PW36720534CS	HONDA Accord 1981-1985, Prelude 1981-1987, front wheel	Koyo DAC367234A, NSK 36BWD01B, Timken B-32
PW37720033CS	CITROEN C3 2002, Saxo 1996-2003, Xsara 1997-2005, 106 1996-1999, 205 1998-2001, 306 1993-2002, front wheel	Citroen/Peugeot 335032, SNR GB40547
PW37720037CS	RENAULT Clio 1991-2005, Espace 1988-1992, Kangoo 1998-2001, Laguna 1993-2001, Megane 1996-2001, Rapid Box 1985-1995, 19 1988-1995, front wheel	Renault 7701464049, 7701205779, 7703090222; SKF 445533A; INA F-113175; SNR GB12807-S05
PW37720437CSM88	DACIA Logan 2004-2008, RENAULT Logan 2004-2008, front wheel with ABS	Dacia 6001547686, Renault 8200339531, SNR R155.80 (kit), SKF VKBA 6561 (kit)
PW37720437CSM96	NISSAN Micra 2003-2006, Note 2006-2009, RENAULT Clio 2005-2009, Kangoo 2008-2009, Megane 2002-2009, Modus 2004-2009, Twingo 2007-2009, front wheel with ABS	Nissan 40210-AX000, 40214-01E10, SNR XGB41140, R155.75 (kit), SKF VKBA3637 (kit)
PW38700037CSR1	HYUNDAI Accent 2000-2006, Atos 1996-2004, Getz 2002-2005, Lantra 1996-2000, front wheel	Hyundai 51720-25000, KIA 51720-02000, NSK 38BWD19, SKF BAHB-636193C
PW38700038CS	DAIHATSU Applause 1989-1997, Charade 1987-1997, Terios 1997-2005, front wheel	Koyo DAC3870W-3, NSK 38BWD21, Timken 510012, Daihatsu 90043-63213-000, 90043-63214-000
PW38710039CS	TOYOTA Yaris 1999-2003	Koyo DAC3871W-3, NSK 38BWD22, Toyota 90177-22001, 90369-38021, 90369-38022
PW38710233/30CS	TOYOTA Paseo 1991-1999, Tercel 1987-1992, front wheel	Koyo DAC3871W-2, NSK 38BWD09A, Timken 510002, Toyota 90369-38006
PW38720236/33CS	TOYOTA Corolla 1987-2002, front wheel	Koyo DAC3872W-8, NSK 38BWD12, NTN 5908MB, Timken 510007, Toyota 90369-38010, 90369-38011, 90369-38016
PW38730040CS	HONDA Civic 1991-2001, Logo 1999-2002, front wheel	NSK 38BWD26E, NTN AU0811-6LXL/L588, Koyo DAC 3873W-2, SNR GB41135, Honda 44300-S03-003, 44300-S2G-004



WHEEL BEARINGS APPLICATION AND INTERCHANGE

PFI Ref.	Application	Interchange
PW38740050CS	NISSAN Sentra 1987-1990, Pulsar 1987-1990, Tsuru 1988-1993	FAG 559912, NSK 38BWD06D, NTN DE0892, Timken 510008
PW38740236/33CS	NISSAN Sentra 1991-1999, 200SX 1995-1998, NX 1991-1993, Celica 1986-1999, TOYOTA Corolla 1984-1987, Camry 1983-1991, RAV4 1996-2000, front wheel, Toyota Celica 1992-1993, Camry 1988-1991, MR2 1985-1989, Highlander 2001-2003, rear	Koyo DAC3874W-6, NSK 38BWD01A, Nachi 38BVV07-26G, Nissan 40210-50YX0, Timken 514002
PW39680037CS	AUDI 80 1972-1991, 90 1985-1991, VOLKSWAGEN Golf 1986-1999, Jetta 1987-1991, Passat 1973-1997, Santana 1981-1984	FAG 540733, INA F45747.2, NSK 39BWD03, Timken 510024, VW 811.407.625B
PW39680037CSHD		NTN 4T-CRI-0868LLCS150
PW39680737CS	AUDI 80 1972-1991, 90 1985-1991, VOLKSWAGEN Golf 1986-1999, Jetta 1987-1991, Passat 1973-1997, Santana 1981-1985	FAG 540733, INA F45747.2, NSK 39BWD03, Timken 510024, VW 811.407.625B
PW39720037CS	BMW 3 series 1990-2000, Z3 1995-2003, FORD Escort 1990-2000, Fiesta 1989-2002, KA 1996-2002, Orion 1990-1993, OPEL Ascona 1981-1988, Astra 1991-1998, Calibra 1990-1997, Kadett 1981-1991, Merina 1.7 2003-2008, Omega A 1986-1994, Vectra 1988-1995, rear wheel	Isuzu 8-94254-352-2, Koyo DAC3972AW4, NSK 39BWD01L, SKF BAHB 311396B, SNR GB12776
PW39720037CSM	BMW 3 series 1990-2000, Z3 1995-2003, FORD Escort 1990-2000, Fiesta 1989-2002, KA 1996-2002, Orion 1990-1993, OPEL Ascona 1981-1988, Astra 1991-1998, Calibra 1990-1997, Kadett 1981-1991, Merina 1.7 2003-2008, Omega 1986-1994, Vectra 1988-1995, rear wheel w/ ABS brakes	SKF BAH-0106D
PW39720437CS	BMW 3 series 1990-2000, Z3 1995-2003, FORD Escort 1990-2000, Fiesta 1989-2002, KA 1996-2002, Orion 1990-1993, OPEL Ascona 1981-1988, Astra 1991-1998, Calibra 1990-1997, Kadett	Isuzu 8-94254-352-2, Koyo DAC3972AW4, NSK 39BWD01L, SKF BAHB 311396B, SNR GB12776
PW39740039CS	DAEWOO Leganza 1998-2002, front wheel	INA F554177, FAG 581108CA, NSK 39BWD05, SNR GB40037, Timken 510065
PW40720036/33CS	SUZUKI Esteem 1989-2002, Forsa 1989-1994, Swift 1995-2001	Koyo DAC4072, Timken 510018
PW40720037CS	SEAT Cordoba 1996-2002, Ibiza 1996-1999, Inca 1995-1998, Toledo 1991-1999, VOLKSWAGEN Caddy 1995-2004, Corrado 1989-1995, Golf 1985-2002, Jetta 1984-1998, Passat 1988-1997, Polo 1995-2001, Santana 1995-1997	FAG 566719, IRB IR-8095, SEAT 357407625A, SKF BAHB 311443 B, SNR GB12320S01, Timken 510004, VW 357407625A
PW40730055CSHD	IVECO Daily 35-10 front wheel (all years with engines without turbo), Daily 49-10 and 49-12 front wheel (all years with turbo engine)	SKF BTH-1024C, Iveco 9.382.4579
PW40740036CS	DODGE Colt 1993-1994, MITSUBISHI Carisma 1995-2006, Colt 1992-2005, Lancer 1992-2003, Space Star 1998, Mirage 1992-1999, Pajero Pinin 1999-2003, front wheel	SK 40BWD15A, NTN AU0817-5LL/L260, Mitsubishi MB808442, MB808443, MB808444, SKF VKBA3309 (kit)
PW40740036/34CS	MITSUBISHI Carisma 1995-2006, Colt 1992-2005, Lancer 1992-2003, Pajero 1998-1999, Space Star 1995-2002, front wheel	Koyo DAC4074CW, Mitsubishi MB808442, NSK 40BWD16, Timken 510016
PW40740040CS	KIA Sephia 1993-1997, MAZDA 323 1989-2004, 626 Station Wagon 1991-1992, MX3 1991-1998, MX 1990-1998, Premacy 1999-2000, Millenia 2000-2001, front wheel	Koyo DAC407440, Mazda B455-33-047(C), G304-33-065, GY21-33-065, H260-33-048, NSK 40BWD06D
PW40740042CS	TOYOTA Corolla 2002-2005, Prius 2000-2004, front wheel	Koyo DAC4074W-3, NSK 40BWD12, Toyota 90363-40066, 90363-
PW40750037CS	FORD Contour 1995-2000, Escape, Escape Hybrid 2001-2008, front wheel, MAZDA B1600, B1800, B2000, B2200, B2300, B2500, B2600, B3000, B4000, MPV, Navajo, Tribute, CX-7, CX-9 2001-2008, rear wheel, VOLVO S40, V40 2000-2004, front wheel	SKF BAHB633966, Timken 510029
PW40750039CSM	TOYOTA Yaris 2006-2008, front wheel with ABS	NSK 40BWD17D, Toyota 90363-40079
PW40760033/28CS	CHRYSLER Shadow 1980-1983, front wheel	FAG 539166AB, IRB IR8100, SKF 474743F, Chrysler 5212522, Timken B-39
PW40760033CS	DODGE Neon 1995-1999 rear wheel	NSK 40BWD08A, Timken 510032
PW40760041/38CS	HONDA Accord 1985-1989, Concerto 1989-1996, Prelude 1985-1987; ROVER 200 1989-2000, 400 1990-1998, Cabriolet 1990-1999, front wheel	Koyo DAC4076412RS, Honda 44300-SEO-003(008), NSK 40BWD05, Rover GHK1400, Timken 513053
PW40800036/34CS	MITSUBISHI Carisma 1995-2006, Colt 1984-1992, Eclipse 1991-1999, Galant 1984-1992, Lancer 1984-2003, Sapporo 1987-1990, Space Wagon 1984-1998, Space Runner 1996-1999, Space Star 1998-2002, front wheel	Koyo DAC4080M1, Mitsubishi MB303865, NSK 40BWD14, Timken 513036
PW40840539/40CSM	RENAULT Laguna 1993-2001, front wheel with ABS	SNR XGB40492, Renault 7701 205 972, 7701 470 552
PW40900028/23CS	TOYOTA Hilux pickup 1995-2001, rear wheel	Nachi 40BCV09S1-2NSL, Toyota 90363-40068, 90313-54001, 90310-50005, 90310-50006
PW40940031/26CS	TOYOTA Hilux pickup 1995-2001, rear wheel	Koyo DG4094W2RSHR4SH2CS
PW41680040/35CSHD	SUZUKI Jimny 1998-2002, Vitara 1998-2002, front wheel	Koyo DAC4168WCS23, NSK 41KWD01G3, Suzuki 09267-41001
PW42720038CS	MITSUBISHI Expo 1988-1994, MAZDA MX6 1990-1992, 626 1988-1992, 929 1988-1991, FORD Probe 1989-1992, rear wheel	NSK 42KWD02, Timken 513057
PW42750037CS	BMW 3 series 1983-2005, Z1 1988-1991, Z3 1988-2003, Z4 2003	Koyo DAC4275BW2RS, SKF 603694A, SNR GB12010
PW42750060CSHD	CITROEN Jumper 1994-2006, FIAT Ducato 2002-2006, PEUGEOT Boxer 1994-2006, rear wheel with disc brakes	Citroen 373032, FAG 713640330 (kit), Fiat 1328029080, 71729126, Peugeot 373032, SKF VKBA 3642 (kit), SNR FC40784 S01, R140.37


















WHEEL BEARINGS APPLICATION AND INTERCHANGE



PFI Ref.	Application	Interchange
PW42760033CS	CHRYSLER PT Cruiser 2001, DODGE Neon 2000-2001, rear wheel	FAG 555801, Timken 510057
PW42760038/35CS	NISSAN Maxima 1991-1999, Altima 1996-2001	NSK 42BWD06, Timken 510009
PW42760039CS	DODGE Neon 2002-2005, CHRYSLER PT Cruiser 2002-2006, rear wheel	FAG 579102A, Timken 510058
PW42760040/37CS	CHRYSLER Dart 1980-1982, Le Baron 1989-1990, Phantom 1987-1989, Shadow 1989-1990, Spirit 1989-1990 Volare 1980-1982, DODGE Caravan 1988-1990, PLYMOUTH Voyager 1989-1990, front wheel	FAG 547059A, Koyo DAC4276402RS, SKF 909042, Timken 513006
PW42770039CSM	DACIA Logan 2004-2007, Sendero 2008, NISSAN Micra 2003-2005, RENAULT Clio 2005-2008, Megane 2002-2007, Modus 2004-2007, front wheel with ABS	SNR XGB40880S01P
PW42780045CS	FORD Escape 2001-2008, MAZDA Tribute 2001-2008, MERCURY Mariner 2005-2008, front wheel	Koyo DAC4278W-3CS, FAG SA0072, SKF BAH-0069
PW42800036/34CS	HYUNDAI Elantra 2000-2005, Getz 2002, Sonata 1998-2004, XG 1998-2001, KIA Cerato 2005-, Optima 2001-2002, front wheel	NSK 42BWD13, Hyundai 51720-2H000, SKF BAH-0117
PW42800042CS	BMW 5 1981-1997, 6 1979-1989, 7 1978-2001	BMW 33411133124, 33411123426, FAG 527243, SKF BA2B309609AD
PW42800045CS	KIA Carens 2000-2006, Clarus 1996-2002, Sephia 1993-2004, Shuma 1997-2004, MAZDA 323 1991-1994, 626 1987-2002, 6 2002-2007, MPV 2000-2005, MX5 2005-2009 MX6 1992-1997, Xedos 6 1992-1999, Millenia 1993-2000, front wheel	Koyo DAC4280W-2, NTN DEO8A11LLXSC40PX1/L260, AUO801-1LLXK/2260, Mazda GA2A-33-047, FB01-26-151, NSK 42BWD11, SKF VKBA1948, Timken 510010
PW42820036CS	CITROEN Berlingo 1996-2000, BX 1982-1994, Xantia 1993-2003, Xsara 1997-2005, ZX 1991-1998, PEUGEOT 205 1984-1998, 206 1999-2000, 305 1982-1988, 306 1993-202, 309 1985-1993, 405 1987-1996, 406 1995-2004, Partner 1996-2001, front wheel	Citroen 9549625280, 95590022, FAG 561481, 588226, Peugeot 9559002280, SKF BA2B446047, SNR GB12875, Timken 513073
PW42840036CS	PEUGEOT 505 1988-1991, 604 1981-1984, rear wheel	FAG 564727, Peugeot 332625, 332634, 332664, SKF BA2B
PW42840339CS	RENAULT 20 1977-1983, 30 1976-1984, Traffic 1980-2001, front wheel	Renault 7703090199, SNR GB10702 S03
PW43760043CS	INFINITI I30 2000-2001, I35 2002-2004, NISSAN Altima 2002-2006, Maxima 2000-2008	Nissan 40210Y000, 40210N200, NSK 43BWD12A-JB-5C01, 43BWD01B5-Y-2CA01, NTN AU0908-2LL/L260, SKF FW60, Timken 510060
PW43790041/38CS	HONDA Civic 1991-2001, CRX 1992-1998, HR-V 1999, Integra 1997-2001, front wheel	Koyo DAC4379-W, NSK 43BWD08, Honda 44300-SR3-A04, 44300-SR3-A02, 44300-SR3-004, 44300-S04-A021, 44300-S04-A02
PW43820045CS	TOYOTA Camry 1991-2001, MR2 1989-2000, Picnic 1996-2001, front wheel	Koyo DAC4382W-3, NSK 43BWD06B, Toyota 90369-43008
PW44840042/40CS	HONDA Prelude 1992-1996, ACURA Legend 1987-1990, rear wheel	Honda 44300-SSO-018, Koyo DAC4484CW2RS, Timken 513052
PW45800045CS	VOLKSWAGEN Eurovan/Transporter 1990-2003	FAG 564725AB, Volkswagen 701.501.287.D
PW45800048CSHD	RENAULT Master 1998-2003 rear wheel	SNR FC40096 S05
PW45840042/40CS	HONDA Accord 1998-2003, CR-V 1995-2006, Prelude 1996-2000, Stream 2001, front wheel	NSK 45BWD07B, NTN DEO994LLCS, Honda 44300-S84-A02, 44300-S47-008
PW47850045CS	FORD Aerostar, Bronco, Explorer, Ranger 2002-2006	FAG 559431A, Timken 516008
PW47880055CSHD	FORD Ranger 2.5D 4x4 1999-2002, KIA Besta 2.2D 1996, MAZDA B-series pickup trucks 4x4 1999-2002	NSK 47KWD02, Mazda UM5133047, UH7126175, UH7126185
PW47880057CSHD	TOYOTA Hiace Box 1995-1998, Hiace Wagon 1995-1999	Koyo DU4788-2LFT, Toyota 4245128010, 9036947001, 9052193003
PW48890044/42CS	HONDA Pilot 2003-2004, Legend 1991-1995, TOYOTA Landcruiser 1998-2004, rear wheel	Koyo DAC4889W-1, DAC4889W2RS, NSK 48BWD01, Timken 510011, Toyota 90369-48001, Honda 44300-SPO-004 (008)
PW49840048CSHD	CITROEN Jumper 2002-2006, FIAT Ducato 2002-2006, MERCEDES Sprinter 1995-2006, PEUGEOT Boxer 2002-2006, RENAULT Master 1997-2003, front wheel	SKF BTHB329129, SNR FC40240S01, FC40918 S02, KBC DT488448, Fiat 1346651080, Peugeot 332662
PW50900034CS		FAG 528514, SKF 633007C
PW55900060CSHD	IVECO Daily 35 1985-2002, Daily 49 1996-1999, rear wheel	SKF BTH1011AB, Iveco 7180066
RW207CCR	FORD Brougham, Country Sedan, Country Squire, Crown Victoria, Custom, Edsel, Galaxie, LTD, Parklane, Ranch Wagon, Squire, Skyliner, XL 1957-1967, Elite, Fairlane, LTD II, Torino, Ranchero 1962-1972, Fairmont 1978-1983, Falcon, Maverick 1963-1977, Granada 1975-1980, Mustang 1964-1983, Pinto 1974-1980, Thunderbird 1961, 1/2 TON Econoline, E100, E150, F100, F150, Parcel Delivery, Pickup REAR WHEEL 1961-1974, Bronco 1966-1977, Aerostar, Bronco II, Explorer, Ranger 1983-1984, LINCOLN Continental, LS, Mark Series, Town Car, Versailles 1972, all rear wheel	BCA RW207CCR







TAPER ROLLER BEARINGS- METRIC SERIES

 30202 15x35x11.75 <i>NEW</i>	 30203 17x40x13.25	 30204 20x47x15.25	 30205 25x52x16.25
 30206 30x62x17.25	 30207 35x72x18.25	 30208 40x80x19.75	 30209 45x85x20.75
 30210 50x90x21.75	 30211 55x100x22.75	 30212 60x110x23.75	 30213 65x120x24.75
 30214 70x125x26.25	 30302 15x42x14.25	 30303 17x47x15.25	 30303D 17x47x15.25
 30304 20x52x16.25	 30305 25x62x18.25	 30306 30x72x20.75	 30306D 30x72x20.75
 30307 35x80x22.75	 30307D 35x80x22.75	 30308 40x90x25.25	 30309D 45x100x27.25 <i>NEW</i>
 30310 50x110x29.25	 30311 55x120x31.5	 30312 60x130x33.5	 32004X 20x42x15
 32005X 25x47x15	 32006X 30x55x17 <i>NEW</i>	 32007X 35x62x18	 32008X 40x68x19
 32009X 45x75x20	 32010X 50x80x20	 32011X 55x90x23	 320/28X 28x52x16 <i>NEW</i>

TAPER ROLLER BEARINGS- METRIC SERIES



			
320/32X 32x58x17	32204 20x47x19.25	32205 25x52x19.25	32206 30x62x21.25
			
32207 35x72x24.25	32208 40x80x24.75	32209 45x85x24.75	32210 50x90x24.75
			
32211 55x100x26.75	32212 60x110x29.75	32213 65x120x32.75	32214 70x125x33.25
			
32215 75x130x33.25	32216 80x140x35.25	32217 85x150x38.5	32218 90x160x42.5
			
32219 95x170x45.5	32305 25x62x25.25	32306 30x72x28.75	32307 35x80x32.75
			
32308 40x90x35.25	32309 45x100x38.25	32310 50x110x42.25	329149 38.1x71x18.32
			
33118 90x150x45	33213 65x120x41	33215 75x130x41	



TAPER ROLLER BEARINGS - METRIC SERIES APPLICATION

PFI Ref.	Application
30202	SUZUKI GS650
30203	ALFA ROMEO Alfetta, Berlina, Giulia, GTV, Milano, Spider, Sport, 164 1972-1981, RENAULT R10 R1190, R1192 1959-1971 (Outer), Caravelle 1956-1967, YAMAHA Golf Carts, HONDA GL1100I, TRX500FA 2001-2004
30204	FORD Courier 1972-1982 (Outer), MAZDA B2000, B2200, B2300, B2500, B2600, B3000, B4000 1972-1984 (Outer), NISSAN/DATSUN Bluebird, B110, B210, Maxima, Sedan, 1000, 1200, 1500, 1600, 200SX, 2000, 210, 240SX, 240Z, 260Z, 280Z, 280ZX, 300ZX, 350Z, 410, 411, 510, 610, 710, 810, 1961-1978, PEUGEOT 304 1959-1972, R18i 1984-1986, Fuego 1982-1986, R18, R18i wagon 1978-1983, R15 1972-1979, RENAULT R17 1972-1979, LeCar 1976, R12 1965-1976, R16 1965-1975, SUBARU Chaser, Deluxe, DL, FE, GF, GL, GLF, Impreza, Justy, Legacy, Loyale, Outback, RX, Standard, Star, SVX, XT 1970-1994, VAUXHALL Viscount 1966-1972, Cresta 1963-1972, Wyvern 1958-1966, Velox 1963-1965
30205	FORD Econovan 1986-1992, MASSEY FERGUSON MF1010, MF1020, MF1030, MF1035, MF342, MF352, MF362, MAZDA GLC 1980-1983 GLC (Inner), B2200, B2600 Truck 1992-1993 (Outer), B2000, B2200, B2300, B2500, B2600, B3000, B4000 1986-1991 (Outer), MITSUBISHI Starion 1983-1989, Endeavor, Mighty Max, Montero, Montero Sport, Nativa, Outlander, Van, Wagon 1987-1996 (transmission), NISSAN 1976-1982 with 3- speed and 5-speed manual transaxle, B110 1970-1973 (Inner), 1200 1968-1973 (Inner), PEUGEOT 304 1971-1972 (Inner), RENAULT R10 1965-1967, R16 1968-1969 (Inner), R18i 1978-1986 (Inner), Fuego 1982-1986 (Inner), (Inner), R15 R17 1972-1979 (Inner), LeCar R5 1976 (Inner), R12 1965-1976 (Inner), R16 1965-1975 (Inner), SUBARU Justy 1987-1994 (Inner), SUZUKI LT-F250F Quad Runner 4WD 1999-2002 (diferential), LT-F4WDX King Quad 1991-1998, TOYOTA all with manual steering 1958-1964, Landcruiser 1969-1975 (Upper), Stout 1965-1968 (Upper)
30206	ALFA ROMEO GTV 1972-1981 (inner), Spider 1959-1994 (Inner), FORD Courier 1972-1982 (Inner), HYUNDAI all models with 3-speed manual transaxle 1986-1989, all models with 4-speed annual transaxle 1987-1994, all models with 5-speed manual transaxle 1987-1998, MAZDA B Series pickup trucks 1972 1984 (Inner), MITSUBISHI all models with 3-speed automatic transaxle 1984-1994 (Inner), all modes with 3-speed automatic transaxle 1990-1997, all models with 4-speed automatic transaxle 1991-1997, NISSAN all models with H150 rear axle 1971-1982, all models with H145 rear axle 1971-1979, PORSCHE 356 1955-1963 (Inner), SUBARU Loyale 1990-1993 (Inner), SUBARU XT 4WD(Turbo) 1986-1991 (Inner), DL, GF, GLF Wagon (4WD) 1972-1989 (Inner), Leone Wagon 1972-1980 (Inner), FF 1, FF 1G Wagon 1970-1972 (Inner), Justy (4WD) 1988-1994 (Inner), TOYOTA Landcruiser 1969-1975 (Lower)
30207	HYUNDAI all models with 5-speed manual transaxle 1992-1998, all models with 4-speed automatic transaxle 1991-1995, all models with 4-speed manual transaxle 1987-1989, LOTUS Europa 1968-1970, MITSUBISHI all models with 3-speed automatic transaxle 1984-1988, all models with 4-speed automatic transaxle 1991-1997, Outlander 2003-2005, NISSAN all models with H165B axle 1965-1981, RENAULT all models with 3-speed automatic transaxle 1981-1989, all models with 4-speed manual transaxle 1963-1983, all models with 5-speed manual transaxle 1981-1989, SUBARU all models with 3-speed automatic transaxle 1973-1979, all models with 5-speed manual transaxle 1978-1980, TOYOTA Corolla 1984-1988 (Outer)
30208	CHEVROLET LUV 1972-1982, DAIHATSU Rocky 1990-1992, DODGE D50, Raider, Ram 50 1979-1993, FORD Courier 1972-1982, HONDA Prelude 1997-2001, Odyssey 1995-1997, ISUZU Impulse 1990-1992, Pickup 4 Cyl. 2.3 1988-1995 (Inner), all models with 4-speed automatic transaxle 1996-1997, MASERATI 1977-1984, MAZDA all models with 4-speed automatic transaxle 1995-2000, B2200 B2600 1985-1993 (Inner), MITSUBISHI Montero Sport 2001-2004 (w/o Locking Diff.) (Inner), NISSAN all models with 5-speed manual transaxle 1983-1991, all models with (H190, H190A, H190B rear axle) 1966-1995, all models with 4-speed automatic transaxle 1990-1995, SUBARU all moels with 4-speed automatic transaxle 1988-2002, all models with 4-speed manual transaxle 1985-1987, Forester 1998-2002 (locking differential), all models with 5-speed manual transaxle 1998-2002, VOLVO TRUCK FE Series 5-speed manual transmission 1978-1991
30209	NISSAN Bluebird, B110, B210, Maxima, Sedan, 1000, 1200, 1500, 1600, 200SX, 2000, 210, 240SX, 240Z, 260Z, 280Z, 280ZX, 300ZX, 350Z, 410, 411, 510, 610, 710, 810, REAR AXLE 1975-2002, Armada, D21, Frontier, Hardbody, Murano, Pathfinder, Patrol, Quest, Titan, Van, Xterra, 520, 521, 620, 720 1983-2004
30210	ACURA SLX 1996-1999 (rear axle), CASE INTERNATIONAL 5120, 5130, 5140, 5150, 644, 744, 884, 844S, 955, 1055, 956,1056, CLAAS Dominator 38, 48, 58, 68, 78, 88, 98, DEUTZ D1006, D7207, D7807, D7007C, D7207, D78007C, DX3 Series, DX4 Series, DX6 Series, Dxab Series, FORD NEW HOLLAND 4610, 2610, 3610, 4110, 5110, 5610, 6410, 6610, 6810, 7610, 7710, 8240, 8340, 5640, 6640, 7740, 7840, TW5, TW15, TW25, FUSO FE Series, FG Series 1987-1993 (Inner), ISUZU all models with 2.6L engine 1988-1995, LEXUS all models with 5-speed manual transaxle 1990-1993, PORSCHE 911 Carrera 4 1990-2000 (front axle), 911 C2 Coupe, C4 Coupe 1990-1993 (rear axle)
30211	FUSO TRUCK FE Series, FG Series 1987-1993 (Outer), FORD NEW HOLLAND 2610, 3610, 4110, 4600, 4610, 8210
30212	FIAT Tractor 1300, 1300 Super, FUSO TRUCK FE Series, FG Series 1987-1993 (rear inner)
30213	KIA Aerovan and Trade, front wheel
30214	CHEVROLET/GMC 40, 50, 60, 70, 4100, 4400, 4500 1988-1995, 400, 4000, 4500 (Class 4), 500, 5000, 5500 (Class 5), 6000, 6500 (Class 6), 7000, 7500 (Class 7) 1988-1996 (rear axle), IVECO 1014AS, 1211, 1213, 1214AS, 1216AS, 1314, 1314AS 1989-1991 (Inner and Outer), 1214 w/ manual transmission 1989 (Inner and Outer)
30302	FIAT 600 1954-1974 (Outer), NISSAN F10 1976-1978 (Outer), B110 1970-1973 (Outer), 1200 1968-1973 (Outer), B210 1974-1976 (Outer)
30303	ALFA ROMEO Giulietta 1955-1957, TOYOTA all models with 4WD front axle 1980-1990
30303D	TOYOTA
30304	HYUNDAI all models with 3-speed automatic transaxle 1986-1989 (Outer), MITSUBISHI all models with 3-speed automatic transaxle 1984-1994 (Outer), NISSAN all models with 5-speed manual transaxle 1983-1991, 410 411 1961-1968 (Outer), 620 pickup 1972-1977 (Outer), 520 Pickup 1965-1968, 521 Pickup 1969-1972 (Outer), MITSUBISHI all models with 4-speed manual transaxle 1979-1986, all models with 5-speed manual transaxle 1979-1991, SKODA (RUSSIA) 1970-1989, VOLKSWAGEN Type I 1949-1968 (Outer)
30305	MITSUBISHI Arrow 1974-1980 (Outer), Challenger 1978-1980 (Outer), Colt 1971-1980 (Outer), Sapporo 1978-1980 (Outer), ISUZU Impulse 1991-1992 (Outer), all models with 4WD front axle 1981-1987 (Outer),
30306	CHEVROLET Beretta, Cavalier, Corsica 1983-1994, Celebrity 1987-1989, DAIHATSU Rocky 1990-1992 (Inner and outer), FORD Courier 1972-1982 (Outer), HONDA Passport 1994-2002 (Outer), INFINITI G20, I30, I35 1996-2000, ISUZU I-Mark, Impulse, Impulse AWD, Stylus with 5-speed manual transaxle 1985-1993, MAZDA RX7 1987-1995 (Outer), 929 1988-1995 (Outer), B2600, MPV 1987-1999 (Outer), B2000, B2200, B2300, B2500, B2600, B3000, B4000, MPV, Navajo, Tribute 1972-1984 (Outer), NISSAN all models with 5-speed manual transaxle 1985-2001, all models with H190, H190A, H190B rear axles 1974-2002 (Outer), SUZUKI Grand Vitara, Samurai, Sidekick, SJ410, SJ413, Vitara, X90, XL7 with 4WD front axle 1989-1998 (Outer), TOYOTA Carina, Celica, Corolla, Corona, Corona Mark II, Cressida, MR2, Starlet, Supra 1958-1992 (Outer), Highlander, Highlander AWD, Landcruiser, Pickup, Previa, RAV4, RAV4 4WD, Sequoia, Sienna, Tacoma, Tundra, T100, Van, 4Runner with 4WD front axle 1986-2004 (Outer)
30306D	

TAPER ROLLER BEARINGS - METRIC SERIES APPLICATION



PFI Ref.	Application
30307	CHEVROLET Tracker with 4WD front axle 1998-2004 (Inner), IVECO Z100, Z110, 1014AS, 110, 120TA, 1211, 1212, 1214, 1214AS, 1216AS, 1314, 1314AS 1982-1991 (Outer), 200, 300, 400, 1500, 1800 1983-1991 (Outer), KIA Sorento 2003-2007 (Outer), MAZDA B2600, MPV 1987-1998 (Inner), SUZUKI XL7 with 4WD front axle 2004-2005 (Inner), Grand Vitara 1999-2005 (Inner), Vitara 1982-2005 (Inner), TOYOTA Highlander, Highlander AWD, Landcruiser, Pickup, Previa, RAV4, RAV4 4WD, Sequoia, Sienna, Tacoma, Tundra, T100, Van, 4Runner 1982-1989 (transfer case)
30307D	
30308	TOYOTA all model pickups with K052 rear axle 1964-1969 (Inner)
30309D	CHEVROLET/GMC TRUCK C-30/35, K-30/35, R-30/35, Silverado/Sierra, V-30/35 1987-1999 (inner and outer rear), 40, 50, 60, 70, 4100, 4400, 4500 1988-1995 (single rear axle - outer), FUSO FH Series, FK Series, FM Series 1985-1995 (inner), 400, 4000, 4500 (Class 4), 500, 5000, 5500 (Class 5), 6000, 6500 (Class 6), 7000, 7500 (Class 7) 1988-1995 (single rear axle - outer), INTERNATIONAL TRUCK all models 1987-1991 (rear axle - outer), IVECO TRUCK LIGHT Z100, Z110, 1014AS, 110, 120TA, 1211, 1212, 1214, 1214AS, 1216AS, 1314, 1314AS 1982-1991 (front wheel - inner), IVECO TRUCK MEDIUM 200, 300, 400, 1500, 1800 1983-1991 (front wheel - inner), UD TRUCK MEDIUM - C, 550, 600, 1800, 2000 - 3300 Series, Xpress 1987-1993 (front wheel - outer)
30310	CHEVROLET/GMC 1-1/2, 2, 2-1/2 TON 40, 50, 60, 70, 4100, 4400, 4500 with single rear axle 1987-1995 (Inner), GMC trucks 1-1/2, 2, 2-1/2 TON 400, 4000, 4500 (Class 4), 500, 5000, 5500 (Class 5), 6000, 6500 (Class 6), 7000, 7500 (Class 7) with single rear axle 1987-1995 (Inner)
30311	CHEVROLET/GMC 1-1/2, 2, 2-1/2 TON 40, 50, 60, 70, 4100, 4400, 4500 with single rear axle 1987-1994 (Outer), FUSO FH Series, FK Series, FM Series with R4T or R6T rear axle 1985-1995 (Outer), GMC truck 1-1/2, 2, 2-1/2 TON 400, 4000, 4500 (Class 4), 500, 5000, 5500 (Class 5), 6000, 6500 (Class 6), 7000, 7500 (Class 7) with R094 singel rear axle 1987-1994 (Outer), INTERNATIONAL 1/2, 3/4, 1, 1-1/2, 2 TON All Models 1987-1991 (Inner), UD truck medium duty C, 550, 600, 1800, 2000 - 3300 Series, Xpress with LFE400 or LFE700 rear axle 1987-1993 (Inner)
30312	CHEVROLET/GMC 1-1/2, 2, 2-1/2 TON 40, 50, 60, 70, 4100, 4400, 4500 with R105 single rear axle 1987-1994 (Inner), 1-1/2, 2, 2-1/2 TON 400, 4000, 4500 (Class 4), 500, 5000, 5500 (Class 5), 6000, 6500 (Class 6), 7000, 7500 (Class 7) with R105 single rear axle 1987-1994 (Inner), MERCEDES BENZ TRUCK L1013, L1113, VL 3/1 3 1980-1988 (Inner), LPK1317/1319, LP/LPS/1317/1319, LP1013, LP1113 1969-1973 (Inner), UD truck medium 2600, 2800 1989-1993 (Outer)
32004X	HYUNDAI Accent, Elantra, Excel, Scoupe, Sonata, Tiburon, XG300, XG350 with 4-speed manual transaxle 1986, JEEP Jeep, Jeepster, CJ5, CJ7, CJ8, DJ, Scrambler, Sahara, TJ, Wrangler with 5-speed manual transmission 1987-1989, MITSUBISHI Arrow, Champ, Colt, Conquest, Cricket, Lancer, Laser, Sapporo with 4-speed manual transaxle 1985-1986
32005X	NISSAN F10 1976-1978 (Inner), PEUGEOT 505 1980-1991 (Outer), 604 1977-1987 (Outer), 504 1970-1983 (Outer), RENAULT R18, 18i Sedan 1978-1983 (Inner), LeCar R5 1977-1983 (Inner), R17, R1328 1972-1979 (Inner), R12 1977 (Inner), SUZUKI Aerio, Esteem, Forenza, Forsa, Reno, Swift, Verona with 5-speed manual transaxle 1985-1988, TOYOTA Tercel Tsuru 1980-1990 (Inner), VOLVO all models with 5-speed manual transaxle 1993-1997 (Inner)
32006X	CITROEN C25 1987-1994, Jumper 1994-2002, FIAT Ducato 1982-2002 Talento 1989-1994, PEUGEOT Boxer 1994-2002, J5 1990-, TOYOTA Celica 1982-1986, Cressida 1983-1987, VW LT28-35 1982-1996, rear wheel Citroen 373515, ZF04470124, Iveco 4470124, Nissan 1422111-M1, SKF VKHB2267, Peugeot 373515, ZF 4470124, VW 291407645
32007X	BUICK Opel 1.1L Engine 1968-1972, CHEVROLET LUV 1979-1982 (outer), DAIHATSU Rocky 1990-1992 (Inner), ISUZU Trooper 1984-1987 (Outer), NISSAN Altima, Axxess, F10, Maxima, NX, Pulsar, Sentra, Sentra AWD, Stanza, Stanza AWD, 200SX, 310 with 3-speed automatic transaxle 1981-1992, SUBARU Justy 4WD 1988-1994, Forester 1998-2002, VOLVO all models with 5-speed manual transaxle 1993-1997
32008X	ACURA 2.5TL 1995-1998, Vigor 1992-1994 (Outer), 2.2CL 1997, 2.3CL 1998-1999, SLX 1996-1999 (Outer), AUDI 80, 90, 100, 200, Fox Super 90 with 4-speed manual transaxle 1970-1977, BUICK Skyhawk 1983-1989, Skylark Somerset 1985-1987, CADILLAC Cimarron 1983-1988, CTS (6-speed manual) 2004-2006, STS (6-speed manual) 2006, CHEVROLET Beretta, Cavalier, Corsica (5-speed manual) 1983-1999, Celebrity (5-speed manual) 1987-1989, Camaro (6-speed manual) 1993-2002, Corvette (6-speed manual) 1997-2003, LUV 1979-1982 (Inner), DODGE Viper 1992-2002, FORD Contour 1995-1997, Escort, EXP 1990-2003, Probe 1989-1997, Aspire 1994-1997, Festiva 1988-1993, Escape 2001-2004, HONDA Civic Wagon 4WD 1984-1991 (Inner), Prelude 1992-1996, CR-V 1998-2001, INFINITI G20, I30, I35 1991-2002, ISUZU I-Mark, Impulse, Stylus 1985-1992, Trooper 1984-1987 (Inner), Pickup 1981 1987 (Inner), Rodeo 1991-1994 (Outer), Amigo 1989-1994 (Outer), KIA Spectra 2000-2003, MAZDA all models with 3-speed automatic 1983-1991, all models with 4-speed automatic 1987-1997, B series pickups, MPV, Navajo, Tribute 1977-1993 (rear axle), MERCEDES BENZ 500 series, SL600 2004-2005 (Inner), 600 Series 1992-1999 (Inner), NISSAN all models with 4-speed automatic 1991-2002, SAAB 9000 with 5-speed manual 1986-1993
32009X	ACURA 3.2TL 1996-2001, 2.5TL 1995-1998, Legend 1991-1995, Vigor 1992-1994, 3.5RL 1996-2004, SLX 1996-1999, ALFA ROMEO 164 1991-1993 (rear axle), INFINITI G20 I30 I35 1996-2000, ISUZU Amigo 1989-1994 (Inner), Rodeo 1991-1994 (Inner), Pickup 1988-1994 (Inner), KIA all models with 4-speed automatic transaxle 2001-2007, Sedona 2002-2005, all models with 5-speed manual transaxle, MITSUBISHI all models with 4-speed automatic transaxle 2000-2004, NISSAN Altima, Axxess, F10, Maxima, NX, Pulsar, Sentra, Sentra AWD, Stanza, Stanza AWD, 200SX, 310 1990-2005, Armada, D21, Frontier, Hardbody, Murano, Pathfinder, Patrol, Quest, Titan, Van, Xterra, 520, 521, 620, 720 with 4-speed automatic transaxle 1993-2002
32010X	ACURA Vigor 1992-1994 (5-speed gearbox), Legend 1986-1990 (5-speed gearbox), HONDA Prelude 1988-1991 (4-speed auto), INFINITI G20, I30, I35 1991-2002 (5-speed manual), LEXUS GX470, LX450, LX470, RX300, RX300 AWD, RX330 4WD 1996-2002, MERCEDES BENZ G500 G55 2004-2005 (Inner), MITSUBISHI all models with 4-speed automatic transaxle 1999-2005, NISSAN all models with 4-speed automatic transaxle 1990-1992, all models with 5-speed manual transaxle 1983-2002, 720 pickup 1980-1986 (rear wheel), Hardbody Pickup 1986-1995 (rear wheel), PORSCHE 924 928 1978-1980, 911 1976-1980, 914 1970-1973, 912 1965-1969, 930 1976-1979, TOYOTA Carina, Celica, Corolla, Corona, Corona Mark II, Cressida, MR2, Starlet, Supra 1982-1983 (rear axle), Highlander, Highlander AWD, Landcruiser, Pickup, Previa, RAV4, RAV4 4WD, Sequoia, Sienna, Tacoma, Tundra, T100, Van, 4Runner 4WD 1991-2002 (4WD front axle), Highlander, Highlander AWD, Landcruiser, Pickup, Previa, RAV4, RAV4 4WD, Sequoia, Sienna, Tacoma, Tundra, T100, Van, 4Runner 1991-2005 (rear axle), VOLKSWAGEN Bus, EuroVan, Transporter, Van, Vanagon, Camper, Westfalia 1968-1991 (4-speed manual)
30211X	ACURA NSX 1991-2000, DODGE Sprinter 2500 3500 2003-2007 (Inner), MERCEDES BENZ G500 G55 2004-2005 (Outer), UD 1100 Series light truck 1989 1991 (Outer)
320/28X	YAMAHA motorcycles and outboard engines, FAG 320/28X, NSK HR320/28XJ, NTN 4T 320/28XX1, SKF 320/28X/Q
320/32X	PEUGEOT 504 505 604 1977-1991 front wheel (inner)
32204	FORD Aspire 1994-1997, Festiva 1988-1993, MAZDA RX-7 1986-1991 front wheel (Inner), SUZUKI Aerio, Esteem, Forenza, Forsa, Reno, Swift, Verona 1985-2001 (5-speed manual)
32205	FORD Contour 1995-2000 (5-speed manual), Escort, EXP 1991-2002 (5-speed manual), Taurus 1991-1995, KIA Amanti, Magentis, Optima, Rio, Sedona, Sephia, Spectra, Sorento, Sportage 1994-1997 (5-speed manual), MAZDA Protege 323 1988-1991 4WD (Outer), GLC Mazda3, Mazda6, Millenia, MX3, MX6, Protege, Protege AWD, 323, 323 AWD, 626 (83->) 1983-2002 (5-speed manual), MERCEDES BENZ light duty trucks models L/L0 608, L/L0708, LO/OF 809, LO/OF812, LO 814, O817, LO914, 709, 710, 712, 712C, L 911, 912, 913, 914, 914C front wheel (Outer), MITSUBISHI Arrow, Champ, Colt, Conquest, Cricket, Lancer, Laser, Sapporo 1980-1987 (5-speed manual)

































TAPER ROLLER BEARINGS - METRIC SERIES APPLICATION

PFI Ref.	Application
32206	BUICK Skyhawk 1983-1989, Skylark 1985-1987, CADILLAC Cimarron 1983-1987, Beretta, Cavalier, Corsica 1983-1994, Celebrity 1987-1989, INFINITI G20, I30, I35 1996-2000, ISUZU I-Mark, Impulse, Impulse AWD, Stylus 1985-1993, P'up Pickup 1981-1987 (Inner), KIA Sportage 1995-2002 (Outer), MAZDA Protege 1988-1991 (Inner), GLC 1977-1983 (Inner), MX 5 Miata 1990-2005 (Outer), RX7 1979-1992 (Outer), Cosmo, Mizer, RX2, RX3, RX4, 808 1974-1978 (Outer), MPV 1995-1998 (Outer), B2000 B2200 1986-1993 (Outer), NISSAN all passanger models with 5-speed manual transaxle 1976-2001, all truck models with 5-speed manual transaxle 1986-1989, PONTIAC Grand Am 1985-2004, Grand Prix 1985-2000, J2000 Sunbird 1983-1994, Sunfire 1995-2005, 6000 1985-1991, SUBARU Baja 2003-2004 (Inner), Forester 1998-2004 (Inner)
32207	ACURA Legend 1991-1995, NSX 1991-1998, TL 1996-2000, CHEVROLET C50 C60 C70 1990, C5500 1990-1991, C60 C70 Kodiak 1990-1993, W4500 Tiltmaster 198-1999, DODGE Challenger 1978-1979, Colt 1971-1991, FUSO FE Series, FG Series 1987-1993 (Outer), FH Series, FK Series, FM Series 1985-1995 (Outer), GMC 1-1/2, 2, 2-1/2 TON 400, 4000, 4500 (Class 4), 500, 5000, 5500 (Class 5), 6000, 6500 (Class 6), 7000, 7500 (Class 7) 1990-1998 (Outer), HYUNDAI Tiburon 1997-2001 (5-speed manual), Sonata 1995-1997 (5-speed manual), ISUZU NPR 1986-1999 (Outer), FSR 1997-1998 (Outer), KIA Sorento 2003-2007 (Inner), Sportage 1995-2002 (Inner), MAZDA RX7 1979-1992 (Inner), MPV 1995-1998 4WD (Inner), MERCEDES BENZ O309D Series 1976-1978 (Inner), MITSUBISHI Outlander 2003-2005 (Inner), TOYOTA all front drive models with 4-speed manual transaxle 1986-1999, all front drive models with 5-speed manual transaxle 1986-2001
32208	CHEVROLET 1-1/2, 2, 2-1/2 TON 40, 50, 60, 70, 4100, 4400, 4500 1997-1998 (Inner), UD 1100 Series 1989-1991 (Inner), VOLVO FE Series 1980-1991 (Outer)
32209	THOMAS SAR440SAGDS, GEARMORE Rotary Tillers T series, LANDPRIDE Rotary Cutter RCR2596, RCR2510 & RCRM2510, MASCHIO U-UL Cobra Tiller
32210	DODGE Sprinter 2500 3500 2003-2007 rear wheel (Outer), ISUZU NPR 1986-1999 front wheel (Inner), KIA Sorento 2003-2007, MERCEDES BENZ L508D4 O309D 1973-1975 front wheel (Outer)
32211	MERCEDES BENZ L508D 4, O309D 1973-1975 front wheel (Inner), NISSAN all rear wheel drive models 1989-1998 (rear axle), UD CLA83, CMA83, 2300 1986-1993 front wheel, VOLVO truck FE Series 1980-1986 (Inner)
32212	ISUZU F Series N Series 1990-1996, MERCEDES BENZ truck L1013, L1113, L1116, L1117, L1317, L1319, L1418 (axle)
32213	KIA Aerovan, Trade front wheel
32214	BALA Single Piller Sawing Machines, GEARMORE T Series Rotary Tillers
32215	CHEVROLET 1-1/2, 2, 2-1/2 TON 40, 50, 60, 70, 4100, 4400, 4500 1987-1998 (Inner), FUSO FH Series, FK Series 1985-1995 (Inner), ISUZU TRUCK FTR 1987-1996 (Outer), FRR 1990-1998 (Inner), FSR 1990-1996, NRR 1988-1994, MERCEDES BENZ TRUCK LP1219, L1319, HL5/1 10 1986-1991 (Outer), UD TRUCK 1800 2000 2300 2600 2800 3300 600 CLA83 CMA83 1989-1993 (Inner)
32216	CHEVROLET 1-1/2, 2, 2-1/2 TON 40, 50, 60, 70, 4100, 4400, 4500 1987-1994 rear axle (Inner), ISUZU TRUCK FTR 1987-1996 (Inner), MERCEDES BENZ TRUCK L1013, L1113 1980-1988 (Inner)
32217	FUSO TRUCK FH Series, FK Series, FM Series 1985-1995 (rear axle), FM Series 1985-1995 (Outer), IVECO 200, 300, 400, 1500, 1800 1985-1987 1990-1991 (Inner), UD TRUCK 2600, 2800 3300 600 (Outer), CPB12, CPC12, 3000, 550 1985-1991 (Outer)
32218	CHEVROLET 1-1/2, 2, 2-1/2 TON 40, 50, 60, 70, 4100, 4400, 4500 1987-1994 (Outer), FUSO TRUCK FM Series 1985-1995 (Inner), INTERNATIONAL TRUCK - 1/2, 3/4, 1, 1-1/2, 2 TON all models 1987-1991 (rear axle), ISUZU TRUCK EVR FVR 1987-1994 (Outer)
32219	MERCEDES, SCANIA and VOLVO trucks, rear wheel
32305	DODGE Sprinter 2500 3500 2003-2007 (Outer), NISSAN all front drive models with R180 axles 1986-1989 (Outer), Armada, D21, Frontier, Hardbody, Murano, Pathfinder, Patrol, Quest, Titan, Van, Xterra, 520, 521, 620, 720 1980-2005 (Outer), SUBARU all 4WD models 1976-1997 (Outer), Baja 2003-2004 (Outer), Forester 1998-2004 (Outer), Brat 1978-1987 (Outer), UD TRUCK 1100 Series 1989-1991 (Outer)
32306	HONDA Civic Wagon 4WD 1984-1991 (Outer), SUBARU all models with 4WD 1976-1989 (Inner), Baja 2003-2004 (Inner), Forester 1998-2004 (Inner), Brat 1978-1987 (Inner)
32307	ACURA SLX 1996-1999 (Inner), CHEVROLET LUV 1972-1982, HONDA Passport 1994-2002, ISUZU I-Mark, Impulse 1985-1989, Amigo, Ascender, Axiom, Hombre, Oasis, P'up, Pickup, Rodeo, Rodeo Sport, Trooper, Trooper II, VehiCROSS 4WD 1981-2004, MAZDA Cosmo, GLC, Mizer, MX5 Miata, RX2, RX3, RX4, RX7, RX8, 616, 618, 626, 808, 929 REAR AXLE 1990-2005, MERCEDES BENZ LP, LPK, LPS, LS, O309D Series 1969-1991, NISSAN/ Altima, Axxess, F10, Maxima, NX, Pulsar, Sentra, Sentra AWD, Stanza, Stanza AWD, 200SX, 310 REAR AXLE 1986-1989, Armada, D21, Frontier, Hardbody, Murano, Pathfinder, Patrol, Quest, Titan, Van, Xterra, 520, 521, 620, 720 FRONT AXLE 1974-2004, TOYOTA Carina, Celica, Corolla, Corona, Corona Mark II, Cressida, MR2, Starlet, Supra 1958-1992, Highlander, Highlander AWD, Landcruiser, Pickup, Previa, RAV4, RAV4 4WD, Sequoia, Sienna, Tacoma, Tundra, T100, Van, 4Runner 4WD 1969-2004
32308	INFINITI QX4 1997-2002 rear axle (inner), MAZDA RX7 1993-1995 rear wheel (inner), NISSAN all passenger cars with H233BS rear axle 1998-2002 (Inner), NISSAN all pickups and SUV's with H233BS rear axle 1998-2004 (inner), IVECO P/PA 160-170 AN
32309	DAF 95 1987-1998, IVECO P/PA 1984-1992, MAN M90 1988-1996, SCANIA 4 1998-, 3 1988-1996
32310	FUSO FM Series 1985-1991 front wheel (Outer), ISUZU NRR 1988-1994 front wheel (Inner)
329149	FORD Ikon 1995-, Fiesta 1995-, on differential left/right lateral crown Ford 92 WT/4220/A1/A, SKF BT1 0017 A/Q, BT1329149Q
33118	BPW truck trailer axles
33213	MERCEDES BENZ O309D Series, L1117, VL 3/11D4 1984-1991, front wheel (Inner), LP1219, L1319, L1418, LS1418, LP1419, VL 3/7D 5 1976-1991 front wheel (Inner), BPW axles on container trailers
33215	MERCEDES BENZ Axor 2002-2004, SK 1987-1996, MK 1989-1996, NG 1973-1996, LK/LN2 1984-1998, O302 1969-1974, O303 1974-1992, O317 1966-1976, SCANIA 2 series 1980-1988, 3 series 1988-1996, 4 series 1996-2000, rear wheel (outer), MAN 06324890042, 81440500070, Mercedes Benz 001 980 27 02, 002 981 86 05, 002 981 89 05, Scania 260998































TAPER ROLLER BEARINGS - INCH SERIES



 14137A/276 34.925x69.012x19.845	 14585/25 34.925x68.262x20.638	 15101/245 25.4x62.00x19.05	PHOTO NOT AVAILABLE NEW 15103S/243 26,162x61,912x19,05
 15103S/245 26.162x62x19.05	 15106/250X 26.988x63.5x20.638	 15123/245 31.75x62.00x18.161	 15578/20 25.40x57.15x17.462
 17887/31 45.23x79.985x19.842 NEW	 18590/20 41.275x73.025x16.667	 25580/20 44.45x82.931x23.812	 25590/20 45.618x82.931x23.812
 25590/23 45.618x82.931x26.988	 25877/20 34.925x73.025x23.812	 2788/20 (SET 230) 38.10x76.20x23.812	 2790/20 33.338x76.2x23.812
 28584/21 52.388x92.075x24.608 NEW	PHOTO NOT AVAILABLE NEW 29590/20 66.675x107.95x25.40	 29685/20 73.025x112.712x25.40	 31594/20 34.925x76.2x29.37
 329013 29x50.308x17.5	 368A/2A 50.8x88.9x20.683	 3782/20 44.45x93.264x30.163	 387A/2A 57.15x96.838x21
 387A/2S 57.15x96.838x25.40	 3982/20 63.50x112.712x30.162	 3984/20 66.675x112.712x30.162	 57410/29710 38.10x65.088x18.034 NEW
 575/572 76.2x139.992x36.512	 578225 21.43x50.01x17.03 NEW	 580/572 82.55x139.992x36.512	 594A/592A 95.25x152.4x39.688



TAPER ROLLER BEARINGS - INCH SERIES

 598A/592A 92.075x152.4x39.688	 HM212047/11 63.5x122.238x38.1	 HM212049/10 66.675x122.238x38.10	 HM218248/10 90x147x40
 HM518445/10 88.9x152.4x39.688	 HM807046/10 50.8x104.775x36.512	PHOTO NOT AVAILABLE NEW	 HM903249/10 44.45x95.25x30.958
 JL69349/10 38x63x17	 L44643/10 25.4x50.292x14.224	 L44649/10 26.988x50.292x14.224	 L45449/10 29x50.292x14.224
 L68145/11 (SET 24) 35x60x15.875	 L68149/10 35x59.131x15.875	 L68149/11 35.00x59.975x15.875	 LM102949/10 45.242x73.431x19.558
 LM104948/10 50x82x21.50	 LM104949/10 50.8x82x21.976	 LM104949/11 50.8x82.55x21.59	 LM11749/10 17.462x39.878x13.843
 LM11949/10 19.05x45.237x15.494	 LM12749/10 22x45.237x15.494	PHOTO NOT AVAILABLE NEW	 LM12749/11 21.987x45.975x15.494
 LM29748/10 38.10x65.088x18.034	 LM29749/10 38.10x65.088x18.034	 LM300849/11 41x68x17.50	 LM48548/10 34.925x65.088x18.034
 LM48548/11 34.925x65.088x20.32	 LM501349/10 41.275x73.431x19.558	 LM501349/14 41.275x73.431x21.43	 LM603049/11 45.242x77.788x19.842

TAPER ROLLER BEARINGS - INCH SERIES



LM603049/12 (SET 36)
45.242x77.788x21.43



LM67048/10
31.75x59.131x15.875



LM78349/10
34.988x61.974x16.70



M12649/10
21.43x50.005x17.526



M802048/11
41.275x82.55x26.543



M84548/10
25.4x57.15x19.431



M86649/10
30.162x64.292x21.433



M88048/10
33.338x68.262x22.225



U298/U261L (SET 9)
35x65x18.1



U399/U360L (SET 10)
39.689x73.025x22.098



U399A/U365L (SET 20)
39.688x80x20.218



U497/U460L (SET 80)
45x80x26



TAPER ROLLER BEARINGS - INCH SERIES APPLICATION

PFI Ref.	Application
14137A/276	KIA Besta, front wheel
14585/25	KIA Carnival, rear wheel (inner)
15101/245	CHEVROLET Beretta, Cavalier, Corsica 1982-1987, Celebrity 1984-1986, Citation 1980-1985, DODGE 1 TON Motor Home, M375, Pickup, Van, WD20, WD21, 300, 350 Series, 3500 Series, Sprinter 3500 1994-1999, 1 TON Motor Home, M375, Pickup, Van, WD20, WD21, 300, 350 Series, 3500 Series, Sprinter 3500 1994-1999 (3800 lb. Axle)(8 Lug Whl.) (Outer), 1 TON Motor Home, M375, Pickup, Van, WD20, WD21, 300, 350 Series, 3500 Series, Sprinter 3500 1958-1968, 1/2 TON A100 PICKUP / VAN, B100, B150, B1500 VANS, D100, D150 PICKUP, Dakota, Durango, Ram 1500 PICKUP, Ram 1500 VAN, Ramcharger, W100, W150 PICKUP, WM300 Power Wagon PICKUP 1984-1993 (8 Lug Whl.) (Outer), 1-1/2, 2, 2-1/2 TON 400, 500, 600, 700 Series Trucks, Motor Home Chassis 1958-1981, 3/4 TON Pickup, Power Wagon, Van, 200, 250 Series, 2500 Series, Sprinter 2500 1964-1999
15103S/243	CHEVROLET 1 TON C-30/35, K-30/35, R-30/35, Silverado/Sierra, V-30/35 1970-2002, 1 TON G30/G35, P30/P35, Express/Savana 1967-2002, 1/2 TON Blazer/Jimmy (Full Size), C-10/15, K-10/15, R-10/15, Silverado/Sierra, Silverado/Sierra HD, Suburban, Tahoe/Yukon, V-10/15 1995-1999, 1-1/2, 2, 2-1/2 TON 400, 500, 600, 70, 4100, 4400, 4500 1954-1990, 3/4 TON C-20/25, K-20/25, R-20/25, Silverado/Sierra, Suburban, Silverado 2500 HD, V-20/25, Yukon XL 2500 1988-2000, 3/4 TON G20/G25, Express/Savana, P20/P25 1992-2002, 1-1/2, 2, 2-1/2 TON 400, 4000, 4500 (Class 4), 500, 5000, 5500 (Class 5), 6000, 6500 (Class 6), 7000, 7500 (Class 7) 1960-1990
15103S/245	CHEVROLET 1 TON C-30/35, K-30/35, R-30/35, Silverado/Sierra, V-30/35 1970-2002, 1 TON G30/G35, P30/P35, Express/Savana 1967-2002, 1/2 TON Blazer/Jimmy (Full Size), C-10/15, K-10/15, R-10/15, Silverado/Sierra, Silverado/Sierra HD, Suburban, Tahoe/Yukon, V-10/15 1995-1999, 1-1/2, 2, 2-1/2 TON 400, 500, 600, 70, 4100, 4400, 4500 1954-1990, 3/4 TON C-20/25, K-20/25, R-20/25, Silverado/Sierra, Suburban, Silverado 2500 HD, V-20/25, Yukon XL 2500 1988-2000, 3/4 TON G20/G25, Express/Savana, P20/P25 1992-2002, 1-1/2, 2, 2-1/2 TON 400, 4000, 4500 (Class 4), 500, 5000, 5500 (Class 5), 6000, 6500 (Class 6), 7000, 7500 (Class 7) 1960-1990
15106/250X	FORD 1-1/2, 2, 2-1/2 TON Motor Home Chassis, Parcel Delivery, Pickup, 400, 450, F53, F59, 500, 550, 600, 700 Series 1948-1962
15123/245	FORD Brougham, Country Sedan, Country Squire, Crown Victoria, Custom, Edsel, Galaxie, LTD, Parklane, Ranch Wagon, Squire, Skyliner, XL 1949-1954 (Inner), INTERNATIONAL Scout, Scout II, Scout 800, Scout 800, Travelall 1961-1971 (Inner), JAGUAR Rover 1980-1983, JEEP Jeep, Jeepster, CJ5, CJ7, CJ8, DJ, Scrambler, Sahara, TJ, Wrangler 1956-1971 (Inner), MASERATI Khamsin 1977-1980, MAZDA GLC 1984-1985, 323 wagon 1987-1988, MERCURY Tracer 1987-1990 (Inner), ROVER 60, 75, 80, 90, 100, 105, 2000, 3000, 3500 1980-1982, TOYOTA Carina, Celica, Corolla, Corona, Corona Mark II 1958-1964 (Inner), Carina, Celica, Corolla, Corona, Corona Mark II 1981-1982, Hilux 1969-1974 (Inner), TRIUMPH Spitfire 1962-1975, GT6 1968-1973, 1200 1965-1971, Herald 1960-1971
15578/20	KIA Carnival, rear wheel (outer)
17887/31	TOYOTA Hilux, Land Cruiser, differential
18590/20	INTERNATIONAL Stout 1961-1967, JAGUAR 3.4 1960, 3.8 1966-1969, 340 1967, 420 1967, Mark IX 1960-1961, Mark X 1962-1966, XJ121973-1992, XJ6 1981-1987, XJS 1976-1992, XKE 1961-1974, JEEP 475 1962, 6-6226 1956-1961, FC150 1958-1961, FC170 1958-1961, Universal 1962-1964, Utility 1962, NISSAN Urvan, rear wheel (outer)
25580/20	CHRYSLER Cordoba, Estate Wagon, Fifth Avenue, LeBaron, Newport, New Yorker, Royal, Saratoga, Town & Country, Windsor 1946-1957, Imperial 1957, Aspen, Challenger, Dart, Lancer, Police, Taxi 1960-1962, DODGE Coronet, Custom Series, Diplomat, Matador, Mirada, Monaco, Polara, Royal, Royal Monaco, St. Regis, Sierra, Silver Challenger, 330, 440, 880 1946-1957, 1 TON Motor Home, M375, Pickup, Van, WD20, WD21, 300, 350 Series, 3500 Series, Sprinter 3500 1946-1957, 1/2 TON A100 PICKUP / VAN, B100, B150, B1500 VANS, D100, D150 PICKUP, 1946-1957, 3/4 TON Pickup, Power Wagon, Van, 200, 250 Series, 2500 Series, Sprinter 2500 REAR AXLE 1946-1957, PLYMOUTH Belvedere, Caravelle, Fury, Gran Fury, GTX, Roadrunner, Satellite 1958-1966
25590/20	CHEVROLET 1/2 TON Blazer, C-10/15, K-10/15, R-10/15, Silverado, Suburban, Tahoe/Yukon, V-10/15 1965-1982, G10/G15, Express, P10/15 1965-1972, 3/4 TON C-20/25, K-20/25, R-20/25, Silverado/Sierra, Suburban, Silverado 2500 HD, V-20/25, Yukon XL 2500 4WD 1969-1982, CHRYSLER C Series, Cordoba, Estate Wagon, Fifth Avenue, LeBaron, Newport, New Yorker, Royal, Saratoga, Town & Country, Windsor 1958-1968, Imperial 1958-1968, DODGE Aspen, Challenger, Dart, Lancer 1966-1969, Aspen, Challenger, Dart, Lancer 1960-1962, Coronet, Custom Series, Diplomat, Matador, Mirada, Monaco, Polara, Royal, Royal Monaco, St. Regis, Sierra, Silver Challenger, 330, 440, 880 1958-1968, 1 TON M375, Pickup, Van, WD20, WD21, 300, 350 Series, 3500 Series, Sprinter 3500 1958-1968, 1/2 TON A100, B100, B150, B1500 VANS, D100, D150, Dakota, Durango, Ram 1500, Ram 1500, Ramcharger, W100, W150 PICKUP, WM300 Power Wagon 1957-2001, 1-1/2, 2, 2-1/2 TON 400, 500, 600, 700 Series Trucks 1959-1981, 3/4 TON Pickup, Power Wagon, Van, 200, 250 Series, 2500 Series, Sprinter 2500 1969-1997, 3/4 TON Pickup, Power Wagon, Van, 200, 250 Series, 2500 Series, Sprinter 2500 1958-1968, FORD Brougham, Country Sedan, Country Squire, Crown Victoria, Galaxie, LTD, Parklane, Ranch Wagon, Squire, Skyliner, XL 1967-1970
25590/23	BUICK Centurion, Electra, Estate Wagon, LeSabre, Riviera, Wildcat, 40, 50, 60, 70, 90 1966-1970, CHEVROLET Blazer, C-10/15, K-10/15, R-10/15, Silverado, Suburban, Tahoe/Yukon, V-10/15 1965-1972, 1/2 TON G10/G15, Express P10/15 1965-1972, C-20/25, K-20/25, R20/25, Silverado, Suburban, Silverado 2500 HD, V-20/25, Yukon XL 2500 1969-1982, DODGE Aspen, Challenger, Dart, Lancer 1966-1969, Coronet, Custom Series, Diplomat, Matador, Mirada, Monaco, Polara, Royal, Royal Monaco, St. Regis, Sierra, Silver Challenger, 330, 440, 880 1965-1968, Pickup, Power Wagon, Van, 200, 250 Series, 2500 Series, Sprinter 2500 1958-1968, Pickup, Power Wagon, Van, 200, 250 Series, 2500 Series, Sprinter 2500 1957-1968 (Inner), FORD Econoline, E100, E150, F100, F150 1967-1979, Econoline, E100, E150, F100, F150 1964-1975, 400, 450, F53, F59, 500, 550, 600, 700 Series 1957-1962 (Inner), 1978-1979 (Inner), 500 Series 1978-1983 (Inner), Econoline, E200, E250, F200, F250 1967-1988, Bronco 1967-1996, HUMMER Hummer, Humvee, H1, H2 1980-1984, INTERNATIONAL 1/2, 3/4, 1, 1-1/2, 2 TON All Models 1967-1975, Scout, Scout II, Scout 800, Scout 800, Travelall 1973-1980
25877/20	FORD TRUCK 450 Series 1973-1976, 500 600 700 Series 1969-1983, M400 1972-1973, C550 1961-1971 (front wheel - outer), 3/4 TON Econoline, E200, E250, F200, F250, Parcel Delivery, Pickup 1966-1976 (transfer case), Bronco 1966-1976 (transfer case), INTERNATIONAL TRUCK all models 1976-1981 (front wheel - outer)
2788/20 (SET230)	CHRYSLER Imperial 1950-1964, FORD Econoline, E300, E350, F300, F350, Motor Home, Parcel Delivery, Pickup, Van 1953-1956, front wheel (inner), LAND ROVER Land Rover 1965-1974, Range Rover 1970-1992 (differential), ROLLS ROYCE Phantom 1966-1967, STUDEBAKER Deluxe 1959, Transtar 1956-1958, TOYOTA Land Cruiser 1969-1975, rear wheel Alfa Romeo 135632008, Citroen 88039, Chrysler 585487, Eaton 181721, FAG 87183, GM 140215, Hyatt S215, John Deere JD7322, Massey Ferguson 1884D, Toyota 9036340045, Volvo 811009
2790/20	Agricultural
28584/21	CHEVROLET NKR rear wheel (outer), INTERNATIONAL 1956-1975, NAVISTAR all
29590/20	CHEVROLET/GMC C3500 K3500 1988-1995, R30 V30 1987-1988, R3500 V3500 1989-1991, ISUZU Amigo 1989-1994, Pickup 1985-1995, Rodeo 1991-1994, Trooper 1985-1999, differential
29685/20	CHEVROLET/GMC 1-1/2, 2, 2-1/2 TON 400, 500, 600, 70, 4100, 4400, 4500 1984-1997 (Inner)
31594/20	CHEVROLET Blazer, C-10/15, K-10/15, R-10/15, Silverado, Suburban, Tahoe, V-10/15 1960-1982, G10/G15, Express, P10/15 1964-1972, C-20/25, K-20/25, R-20/25, Silverado, Suburban, V-20/25, Yukon XL 2500 1960-1982, DODGE M375, Pickup, Van, WD20, WD21, 300, 350 Series, 3500 Series, Sprinter 3500 1946-1950, B100, B150, B1500 VANS, D100, D150 pickup, Ram 1500 VAN, Ramcharger, W100, W150 pickup, WM300 Power Wagon 1957-1993, 400, 500, 600, 700 Series Trucks 1961-1969, 3/4 TON Pickup, Power Wagon, Van, 200, 250 Series, 2500 Series, Sprinter 2500 1946-2002, FIAT all models rear axle 1953-1968, FORD Brougham, Country Sedan, Country Squire, Crown Victoria, Custom, Galaxie, LTD, Parklane, Ranch Wagon, Squire, Skyliner, XL 1949-1956, 1/2 TON Econoline, E100, E150, F100, F150, Pickup 1948-1979, 3/4 TON Econoline, E200, E250, F200, F250, Pickup 4WD 1959-1998, Bronco 1967-1996, JAGUAR E Type 1970-1975, 240, 340 1966-1970, E Type 1965-1969, 3.4S, 3.8S 1964-1968, Mark II Ser. 1960-1967, Mark X Ser. 1962-1966, Mark IX Ser. 1959-1966, XK150 Ser. 1960-1961, JEEP Grand Wagoneer, Wagoneer 1980-1991, Jeep, Jeepster, CJ5 CJ7, CJ8, DJ, Scrambler, Sahara, TJ, Wrangler 1946-2004, Cherokee, Commander, Grand Cherokee 1984-1998
329013	FORD Escort 1990-2000, Fiesta 1989-2000, Ford Ka 1996-2005, Orion 1990-1993, Puma 1997-2000, rear wheel SKF BT1B-329013AQ, Ford 619 96 22, 89 FB 1238 AC
368A/2A	CHEVROLET/GMC TRUCK 1 Ton C-30/35, K-30/35, R-30/35, Silverado/Sierra, V-30/35 1971-1977, 3/4 Ton C-20/25, K-20/25, R-20/25, Suburban, Silverado 2500 HD, V-20/25, Yukon XL 2500 1960-1977, FORD Pickup 1959-1977, front wheel DODGE Motor Home, M375, Pickup, Van, WD20, WD21, 300, 350 Series, 3500 Series, Sprinter 3500 1946-1968 D, P, W, 300 Ser, A100 Pickup/Van, B100, B150, B1500 VANS, D100, D150 Pickup, Dakota, Durango, Ram 1500 Pickup, Ram 1500 Van, Ramcharger, W100, W150 Pickup, WM300 Power Wagon Pickup 1959-1968, Pickup, Power Wagon, Van, 200, 250 Series, 2500 Series, Sprinter 2500 1959-1968, FERRARI BB512, F40, Testarossa, 3.2 Mondial, 308GT, 348 Coupe, 400i, 512TR 1976-1991 GTO, Testarossa, FORD E300, E350, F3, F350, Motor Home, Parcel Delivery, Pickup, Van, 3500 Series 1942-1966, Motor Home Chassis, 400, 450, F53, F59, 500, 550, 600, 700 Series 1957-1966 1988-1991, F450, F53, F59, E200, E250, F200, F250, JEEP Comanche, FC Series, Gladiator, J Series, Pickup Truck, Sedan Delivery, Utility Wagon 1956-1977, ROLLS ROYCE includes BENTLEY chassis 1971-1972, STUDEBAKER LIGHT 1-7, 10, 11, 12, 13, 14, 15 1949-1965 10, 11, 12, rear wheel
3782/20	DODGE 1/2 TON A100 PICKUP / VAN, B100, B150, B1500 VANS, D100, D150 PICKUP, Dakota, Durango, Ram 1500 PICKUP, Ram 1500 VAN, Ramcharger, W100, W150 PICKUP, WM300 Power Wagon 1957-1968, 1-1/2, 2, 2-1/2 TON 400, 500, 600, 700 Series Trucks, Motor Home Chassis 1970-1977, 3/4 TON Pickup, Power Wagon, Van, 200, 250 Series, 2500 Series, Sprinter 2500 1957-1968 (Inner), HUMMER Hummer, Humvee, H1, H2 1980-2004 (Outer), INTERNATIONAL 1/2, 3/4, 1, 1-1/2, 2 TON All Models 1961-1981 (Outer)
387A/2A	CHEVROLET Corvette 1997-2005 (rear axle), CHEVROLET/GMC TRUCK C-30/35, K-30/35, R-30/35, Silverado/Sierra, V-30/35 1973-1990 (rear axle), C-30/35, K-30/35, R-30/35, Silverado/Sierra, V-30/35 1978-1979 (front inner wheels), C-30/35, K-30/35, R-30/35, Silverado/Sierra, V-30/35 1977-1991 (front axle), DODGE Aspen, Challenger, Dart, Lancer, Police, Taxi 1970-1972 (rear axle), Charger, Magnum 1967-1972 (rear axle), Coronet, Custom Series, Diplomat, Matador, Mirada, Monaco, Polara, Royal, Royal Monaco, St. Regis, Sierra, Silver Challenger, 330, 440, 880 1967-1972 (rear axle), DODGE Truck Motor Home, M375, Pickup, Van, WD20, WD21, 300, 350 Series, 3500 Series, Sprinter 3500 1969-1993 (front inner), Motor Home, M375, Pickup, Van, WD20, WD21, 300, 350 Series, 3500 Series, Sprinter 3500 1957-2002 (rear axle), Motor Home, M375, Pickup, Van, WD20, WD21, 300, 350 Series, 3500 Series, Sprinter 3500 4WD 1958-2002 (front axle), 400, 500, 600, 700 Series Trucks, Motor Home Chassis 1972-1981 (single rear axle), 400, 500, 600, 700 Series Trucks, Motor Home Chassis 1977-1979 (front inner), 400, 500, 600, 700 Series Trucks, Motor Home Chassis 4WD 1958-1981 (front wheel), FORD TRUCK Econoline, E300, E350, F3, F350, Motor Home, Parcel Delivery, Pickup, Van, 3500 Series 4WD 1979-2005 (front axle), Econoline, E300, E350, F3, F350, Motor Home, Parcel Delivery, Pickup, Van, 3500 Series 1954-1998 (rear axle), Econoline, E300, E350, F3, F350, Motor Home, Parcel Delivery, Pickup, Van, 3500 Series 1979-1997 (front inner), Econoline, E300, E350, F3, F350, Motor Home, Parcel Delivery, Pickup, Van, 3500 Series 1953-1967 (rear inner), 1/2 TON Econoline, E100, E150, F100, F150, Parcel Delivery, Pickup 1964-1969 (rear axle), 3/4 TON Econoline, E200, E250, F200, F250, Parcel Delivery, Pickup 1954-1998 (rear axle), INTERNATIONAL TRUCK - 1/2, 3/4, 1, 1-1/2, 2 TON All Models 1965-1975 (rear axle), JEEP Comanche, FC Series, Gladiator, J Series, Pickup Truck, Sedan Delivery, Utility Wagon 1963-1973 (rear outer)
387A/2S	CHEVROLET Corvette 1997-2005 (rear axle), CHEVROLET/GMC TRUCK C-30/35, K-30/35, R-30/35, Silverado/Sierra, V-30/35 1973-1990 (rear axle), C-30/35, K-30/35, R-30/35, Silverado/Sierra, V-30/35 1977-1991 (Inner front), DODGE Aspen, Challenger, Dart, Lancer, Police, Taxi 1970-1972 (rear axle), Charger, Magnum (Old Style) 1967-1972 (rear axle), Coronet, Custom Series, Diplomat, Matador, Mirada, Monaco, Polara, Royal, Royal Monaco, St. Regis, Sierra, Silver Challenger, 330, 440, 880 1967-1972 (rear axle), 1 TON Motor Home, M375, Pickup, Van, WD20, WD21, 300, 350 Series, 3500 Series, Sprinter 3500 1974-1993 (Inner front), 400, 500, 600, 700 Series Trucks, Motor Home Chassis 1972-1981 (rear axle), 400, 500, 600, 700 Series Trucks, Motor Home Chassis 1977-1981 (Inner front), FORD TRUCK Econoline, E300, E350, F3, F350, Motor Home, Parcel Delivery, Pickup, Van, 3500 Series 1977-2005 (front axle), Econoline, E300, E350, F3, F350, Motor Home, Parcel Delivery, Pickup, Van, 3500 Series 1953-1998 (rear axle), 1/2 TON Econoline, E100, E150, F100, F150, Parcel Delivery, Pickup 1964-1969 (rear axle), 3/4 TON Econoline, E200, E250, F200, F250, Parcel Delivery, Pickup 1954-1998 (rear axle), INTERNATIONAL TRUCK - 1/2, 3/4, 1, 1-1/2, 2 TON All Models - by axle designation 1965-1975 (rear axle), JEEP Comanche, FC Series, Gladiator, J Series, Pickup Truck, Sedan Delivery, Utility Wagon 1963-1973 (rear outer)
3982/20	CHEVROLET/GMC TRUCK - 1-1/2, 2, 2-1/2 TON 400, 500, 600, 70, 4100, 4400, 4500 1987-1997 (Eaton 15040 Rear Axle), 1986-1987 (Eaton 15101 Axle) 1967-1981 50 Ser. (15000 lb. T150 Axle)(15"x5" Hyd. Brks.) (Outer) DODGE TRUCK - 1-1/2, 2, 2-1/2 TON 400, 500, 600, 700 Series Trucks, Motor Home Chassis 1972-1981 (Dana/Spicer 70)(HD Rear Axle) (Inner), 1957-1968 (Eaton 1350 Axle) (Outer), 1958-1963 (Eaton 1315 Axle) (Outer), 1948-1956 H, HM, J, JM Ser. (Outer), 1962-1979 F140D, F147 (Rockwell Axle) and (Eaton 13802, 15201 Axle) (Outer), FORD TRUCK - 1-1/2, 2, 2-1/2 TON Motor Home Chassis, Parcel Delivery, Pickup, 400, 450, F53, F59, 500, 550, 600, 700 Series 1984-1991 (15000 lb. Rear Axle)(15"x5" Drum Brks.)(Dayton Whl) (Outer), 1969-1991 (15000 lb. Rear Axle)(15"x6" Drum Brks.)(Dayton Whl) (Outer), 1968-1977 (15000 lb. Rear Axle) (Outer), 1970-1976 LN750 (15000 lb. Axle 15"x5")(Drum Brks.)(Dayton Whl) (Outer), GMC TRUCK - 1-1/2, 2, 2-1/2 TON 400, 4000, 4500 (Class 4), 500, 5000, 5500 (Class 5), 6000, 6500 (Class 6), 7000, 7500 (Class 7) 1982-1993 (15,000 lb. H150, T150 Rear Axle) (Outer), 1987-1987 (Eaton 15040 Rear Axle) (Outer), 1998-1997 Dana/Spicer S150S)(W6R042) (Outer) 1988-1997 (Eaton 15040 Axle) (Outer), INTERNATIONAL TRUCK - 1/2, 3/4, 1, 1-1/2, 2 TON All Models - by axle designation 1965-1973 (RA 20 Rear Axle) (Inner), ISUZU TRUCK - MEDIUM DUTY EVR, FRR, FSR, FTR, FVR, NRR Rear WHEEL 1997-1998 (FSR Spicer S150S Axle) (Outer) John Deere JD7343, FAG 032923, GM 119938, Ford 1810094, Isuzu 8970318880, NSK 44TKB2805, SKF A1598

TAPER ROLLER BEARINGS - INCH SERIES APPLICATION



PFI Ref.	Application
3984/20	CHEVROLET/GMC 1 TON C-30/35, K-30/35, R-30/35, Silverado/Sierra, V-30/35 2001-2005, 1/2 TON Avalanche 2002-2004, 1-1/2, 2, 2-1/2 TON 40, 50, 60, 70, 4100, 4400, 4500 1988-1995 (Inner), DODGE 1 TON Motor Home, M375, Pickup, Van, WD20, WD21, 300, 350 Series, 3500 Series, Sprinter 3500 2003-2005, 3/4 TON Pickup, Power Wagon, Van, 200, 250 Series, 2500 Series, Sprinter 2003-2005, FORD 1-1/2, 2, 2-1/2 TON Motor Home Chassis, Parcel Delivery, Pickup, 400, 450, F53, F59, 500, 550, 600, 700 Series 1948-1990 (Inner), 1-1/2, 2, 2-1/2 TON 400, 4000, 4500 (Class 4), 500, 5000, 5500 (Class 5), 6000, 6500 (Class 6), 7000, 7500 (Class 7) 1982-1995 (Inner), INTERNATIONAL 1/2, 3/4, 1, 1-1/2, 2 TON All Models 1957-1980 (Inner), IVECO 200, 300, 400, 1500, 1800 1985-1989 (Outer)
57410/29710	Koyo 57410/LM29710, Timken SET41 DODGE Colt 1984-1992, EAGLE Summit 1989-1992, Vista 1988-1992, HYUNDAI Accent 1995-1999, Elantra 1992-1995, Excel 1986-1994, Scoupe 1991-1995, MITSUBISHI Cordia 1983-1988, Mirage 1985-1994, Precis 1988-1994, Tredia 1983-1988, PLYMOUTH Colt 1984-1992
575/572	CHEVROLET/GMC 1-1/2, 2, 2-1/2 TON 40, 50, 60, 70, 4100, 4400, 4500 1987-1997 (Outer), FORD 1-1/2, 2, 2-1/2 TON Motor Home Chassis, Parcel Delivery, Pickup, 400, 450, F53, F59, 500, 550, 600, 700 Series REAR WHEEL 1987-1989 (Outer), GMC 1-1/2, 2, 2-1/2 TON 400, 4000, 4500 (Class 4), 500, 5000, 5500 (Class 5), 6000, 6500 (Class 6), 7000, 7500 (Class 7) REAR WHEEL 1987-1997 (Outer), MERCEDES BENZ L, LP, LPK, LPS, LS, O309D Series 1984-1991 (Inner), VOLVO TRUCK FE Series 1987-1991 (Outer)
578225	FAG 578225, OEM Z287-1454.HB
580/572	CHEVROLET C50, C60, C70 1980-1990, C5500 Kodiak 1990-1991, C60 C70 Kodiak 1990-1993, FORD CF, 1990-1997, F 1990-2002, FT 1990, LN1990-1997 (wheel), ISUZU F 1987-1994, N 1988-1994 (differential pinion)
594A/592A	CHEVROLET C50, C60, C70 1980-1990, C5500 Kodiak 1990-1991, C60 C70 Kodiak 1990-1993 (wheel), FORD F450 F550 1999-2000 (differential)
598A/592A	CHEVROLET/GMC C50 C60 C70 C5000 C6000 C7000 1980-1987 (wheel), FORD C 1980-1988, CF 1986-1997, F500 1975-1977, FT 1980-1990, L 1980-1985, LN 1980-1997, M450 1974, P400 1975-1976, P500 1975-1977 (differential)
HM212047/11	CHEVROLET/GMC C50 C60 C70 C5000 C6000 C7000 1980-1990, C5500 Kodiak 1990, C5000 C6000 C7000 Topkick 1990 (wheel), FORD C 1984-1989, CF 1986-1991, F 1984-1991, FT 1984-1990, L 1984-1985, LN 1984-1991 (wheel), ISUZU F 1988-1996 (wheel)
HM212049/10	FORD F750 trucks with 12000 lb. axle and ABS (inner front wheel), INTERNATIONAL TRUCK FA 309, FA 329 1979-1981 (inner front wheel)
HM218248/10	
HM518445/10	SET 415
HM807046/10	CHEVROLET/GMC C3500 C3500 1989-2002, C-Series Kodiak K3500 1997-2000, W3500 1997-2000, W4500 1998-2000, W5500 2000, DODGE RAM 2500 3500 1994-2009, FORD E-350 Econoline 1990-1996, E-450 Econoline 2000-2001, F-Series 1999-2004, F-Series Super Duty 1990-1997, F-350 1999-2005, F-450 F-550 1999-2004 F53 1988-1997 (differential)
HM88542/10	BMW 1800 1966-1967, 2.8 Bavaria 1971, 2000 1966-1972, 2500 1969-1971, 2800 1969-1974, 3.0S 1971-1974, 3.0 SI 1971-1976, 325 1986-1988, 325E 1984-1987, 325ES 1986-1988, 325i 1987-1995, 325iS 1993-1995, 325iX 1988-1991, 524TD 1985-1986, 525i 1989-1992, 528E 1982-1986, 530i 1975-1995, 533i 1983-1984, 535i 1985-1992, 630CSI 1977-1978, 630CSi 1978-1984, 635CSI 1985-1989, 733i 1982-1984, 735i 1985-1992, 735Li 1988-1992, Bavaria 1972-1974, M3 1988-1997, M6 1988-1987 CHEVROLET Avalanche 2500 2003-2005, C10 Pickup 1961-1972, C10 Suburban 1968-1972, C20 Series 1967-1972, C30 Series 1973-1986, C3500 1988-1991, C50 1984-1987, C60 1984-1987, C70 1984-1987, G30 1973-1991, K10 1961-1980, K20 1961-1980, K30 1973-1986, K3500 1988-1991, One-Fifty Series 1957, P10 Series 1962-1967, P10 Van 1968-1972, P20 Series 1962-1967, P20 Van 1968-1972, P30 Series 1967-1988, P30 Van 1973-1974, R30 1987-1988, R3500 1989-1991, School Bus Chassis 1984-1987, Silverado 1500 2003, Silverado 2500 2003-2004, Suburban 1960-1967, Suburban 2500 2003-2005, Truck 1955-1960, V30 1987-1988, V3500 1989-1991 DODGE A100 1969-1970, B100 1975-1980, B150 1981-1994, B1500 1995-1998, B200 Series 1971-1994, B2500 1995-1998, B300 1971-1994, B3500 1994-1998, CB300 1974-1980, Challenger 1970-1971, Charger 1966-1972, Coronet 1966-1972, D100 1988-1989, D150 1984-1990, D200 1963-1980, D250 1981-1993, D300 1961-1980, D350 1987-1993, D400 1978-1981, Dakota 1987, Dart 1970-1971, M300 1974, Mini Ram 1984-1988, Monaco 1966-1972, P200 1963-1972, P300 1961-1972, Polara 1966-1972, Ram 1500 Van 1999-2003, Ram 2500 1994-2003, Ramcharger 1988-1990, Spreiter 2003, Truck 1959-1980, W100 1960-1989, W150 1971-1993, W200 1963-1980, W250 1981-1983, W500 1982-1986, FORD Club 1963-1972, Consul 1956-1963, Crestline 1950-1994, Custom 1949-1952, Customline 1952-1956, E Series 1975-2009, F Series 1953-1959, F Superduty 1990-1997, F-100 1964-1969, F250 1960-2009, F350 1980-2009, F450 1999-2009, F53 1988-1997, F550 Superduty 2001-2007, F59 1988-1994, Fairlane 1955-1958, Ford 1949, Mainline 1952-1954, P350 1968-1976, P400 1975-1976, Skyliner 1954-1956, Sunliner 1954-1956, Victoria 1951-1956, Zodiac 1956-1961 GMC 1000 Series 1961-1965, 1500 Series, C15/C1500 1972-1968, C25/C2500 1968-1972, C3500 1979-1986, C5000 1984-1987, C6000 1984-1987, C7000 1984-1987, G35 1975-1978, G3500 1979-1990, K1000 Pickup 1966, K15/K1500 1968-1972, K25/2500 1967-1972, K35/K3500 1977-1986, PB1000 Series 1963-1966, PB15 Series 1966, PB25 Series 1966, PB2500 Series 1963-1965, Sierra 2500 2004, Sierra 3500 2001-2007, Suburban 1963-1967, Truck 1960-1957, V3500 1987-1991, Yukon Denali XL 2003-2004 Yukon XL 2003-2005, INTERNATIONAL 100 1974, 1000C 1968-1969, 1000D 1969-1970, 1100C 1968-1969, 1100D 1969-1970, 1200C 1968-1969, 1200D 1969-1970, 1300C 1968-1969, 1300D 1969-1970, 150 1975, 200 1974-1975, C100 Series 1961-1962, C1000 Series 1963-1964, C900 1964, D1000 Series 1965, D900 1965, M Series Van 1961-1967, M1000 Series 1968-1972, M800 1968-1971, MA1200 1968-1971, MS 1975, MS1210 1972-1974, Travelall 1975, JEEP FC150-170 1957-1966, Gladiator 1963-1967, Grand Wagoneer 1984-1991, J Series 1963-1988, Wagoneer 1971-1973, LINCOLN Continental 1964-1964, MERCURY Capri 1971-1977, MERKUR Scorpio 1988-1989, XR4Ti 1985-1989, PLYMOUTH Barracuda 1970-1971, Belvedere 1966-1970, Cuda 1970-1971, Duster 1970-1971, Fury 1966-1972, Gran Fury 1972, GTX 1967-1971, Roadrunner 1968-1972, Satellite 1966-1972, Scamp 1971, Valiant 1970-1971, Vip 1967, all differential: BMW 370A154, Chrysler 4746604, Ford DORY4621A, GM 457132, 9413133, 9413158, International Harvester 912734R91, Hyatt S380, Massey Ferguson 1850847M91
HM903249/10	CHEVROLET/GMC 1 TON C-30/35, K-30/35, Silverado/Sierra, V-30/35 1988-2004 (Inner), 1/2 TON G30/G35, P30/P35, Express/Savana 1991-2002 (Inner), 1/2 TON Avalanche 2003-2004, 1-1/2, 2, 2-1/2 TON 40, 50, 60, 70, 4100, 4400, 4500 1987-1997, DODGE 1-1/2, 2, 2-1/2 TON 400, 500, 600, 700 Series Trucks, Motor Home Chassis 1957-1977, FORD 1-1/2, 2, 2-1/2 TON Motor Home Chassis, Parcel Delivery, Pickup, 400, 450, F53, F59, 500, 550, 600, 700 Series 1961-1969, GMC TRUCK - 1-1/2, 2, 2-1/2 TON 400, 4000, 4500 (Class 4), 500, 5000, 5500 (Class 5), 6000, 6500 (Class 6), 7000, 7500 (Class 7) 1984-1987 (Outer), INTERNATIONAL 1/2, 3/4, 1, 1-1/2, 2 TON All Models 1960-1983
JL69349/10	BUICK Skyhawk 1982-1987, Skylark, Somerset, Somerset Regal 1980-1985-1980, Rainier 4WD 2004-2007, CADILLAC Cimarron 1982-1988/1986-1982, CHEVROLET Beretta, Cavalier, Corsica 1982-1994, Celebrity 1984-1989, Citation 1980-1985, Impala, Lumina, Monte Carlo 1991-1992, 1 TON G30/G35, P30/P35, Express/Savana 2003-2006, 1/2 TON Blazer/Jimmy (Full-Size), C-10/15, K-10/15, R-10/15, Silverado/Sierra, Silverado/Sierra HD, Suburban, Tahoe/Yukon, V-10/15 1983-2004, 1/2 TON G10/G15, Express/Savana, P10/15 2003-2006, 3/4 TON G20/G25, Express/Savana, P20/P25 2003-2006, Astro / Safari 1990-2005, S10 Blazer/S15 Jimmy, S10/S15 PU/Sonoma, Scion/Typhoon 1983-2004, Trailblazer/Envoy 2002-2006, CHRYSLER - FRONT DRIVE 300M, Concorde, Daytona, Dynasty 'E' Class, Imperial, Laser, LeBaron, LHS, New Yorker 1982-1995, Cirrus, Sebring 1995-2003, Cordoba, Estate Wagon, Fifth Avenue, LeBaron, Nassau, Newport, New Yorker, Royal, Saratoga, Town & Country, Windsor, 300 1974-1978 (Inner), Imperial 1974-1975 (Inner), PT Cruiser 2001-2004, Town & Country Van, Voyager 1989-1991, DODGE Aries, Daytona, Dynasty, Laser, Shadow, Spirit, 600 1980-1995, Avenger 1995-1999, Charger, GLH, Omni, Rampage, Shelby, 400 1978-1990, Neon, SX 2.0 1995-2002, Stratus 1995-1998, Dakota 1980-1996, Royal Monaco 1977 (Inner), Coronet, Custom Series, Diplomat, Malador, Mirada, Monaco, Polara, Royal, Royal Monaco, St. Regis, Sierra, 330, 440, 880 1974-1976 (Inner), 1 TON Motor Home, M375, Pickup, Van, WD20, WD21, 300, 350 Series, 3500 Series, Sprinter 3500 FRONT WHEEL 1973-2003 (Inner), 1/2 TON A100 PICKUP / VAN, B100 B150, B1500 VANS, D100, D150 PICKUP, Ram 1500 PICKUP, Ram 1500 VAN, Ramcharger, W100, W150 PICKUP, WM300 Power Wagon 1984-1993 (Inner), 1/2 TON A100 PICKUP / VAN, B100, B150, B1500 VANS, D100, D150 PICKUP, Ram 1500 PICKUP, Ram 1500 VAN, Ramcharger, W100, W150 PICKUP, WM300 Power Wagon 1973-1995 (Inner), FORD Brougham, Country Sedan, Country Squire, Crown Victoria, Custom, Edsel, Galaxie, LTD, Parklane, Ranch Wagon, Squire, Skyliner, XL 1974-1991 (Inner), Elite, Fairlane, LTD II, Thunderbird, Torino, Ranchero 1974-1979 (Inner), FORD Aspire 1994-1997 (Inner/Outer), Festiva 1988-1993 (Inner/Outer), 1/2 TON Econoline, E100, E150, F100, F150, Parcel Delivery, Pickup 1997-2004 (Inner), ISUZU Ascender 2003-2006 Ascender, Hombre 1998-2000, KIA Rio 2001-2005 (Inner/Outer), LINCOLN Town Car 1982-1991 (Inner), Continental, LS, Mark Series, Town Car, Versailles 1974-1981 (Inner), MAZDA 323 1986-1993 (Inner/Outer), GLC 1981-1985 (Inner/Outer), 323 (4x4) 1988-1989 (Inner/Outer), MAZDA GLC 1980 (Outer), RX-7 1986-1991 (Outer), B2600 1987-1993 (Outer), MITSUBISHI Cordia, Diamante, Eclipse, Eclipse AWG, Expo 1982-1989, Galant, Galant AWD, Galant Sigma, Lancer, Mirage, Precis, Tredia, 3000GT, 3000GT AWD 1995-1999, OLDSMOBILE Achieva, Alero, Cutlass Calais, Cutlass Supreme 1980-1994, Firenza 1982-1987, Bravada 4WD 1991-2004, PLYMOUTH Acclaim, Caravelle, Reliant, Sundance 1980-1995, Breeze 1996-2000, Horizon, Scamp, TC3, Turismo 1978-1990, Neon 1996-2001, Gran Fury 1975-1977 (Inner), Belvedere, Fury, Gran Fury, GTX, Roadrunner, Satellite 1974 (Inner), 1 TON VAN PB100-350 Full-Size Van, Trailblazer, Trailduster 1982-1983 (Inner), 1/2 - 1 TON VAN PB100-350 Full-Size Van, Trailblazer, Trailduster 1974-1981 (Inner)
L44643/10	
L44649/10	ALFA ROMEO Alfetta 1975, BMW 1600 1967-1968, BUICK Skyhawk 1982-1987, Skylark, Somerset 1980-1985, CADILLAC Cimarron 1982-1986, CHEVROLET Beretta, Cavalier, Corsica 1982-1987, Celebrity 1984-1986, Citation 1980-1985, Chevette 1976-1987, Corvair 1960-1964, CHRYSLER 300M, Concorde, Daytona, Dynasty, Imperial, Laser, LeBaron, LHS, New Yorker 1982-1992, Cirrus, Sebring 1995-2003, PT Cruiser 2001-2004, DODGE Aries, Daytona, Dynasty, Lancer, Shadow, Spirit, 600 1981-1995, Charger, GLH, Omni, Rampage, Shelby, 400 1978-1990, Aspen, Challenger, Dart, Lancer 1963-1972, Caravan, Grand Caravan, Mini Ram Van 1984-1995, FORD Aspire 1994-1997, HONDA Element 2002-2004, HYUNDAI Excel 1986-1988, ISUZU I-Mark 1985-1989, KIA Rio 2001-2005 (Outer), LOTUS Esprit 1981-1989, MAZDA 626 1983-1987, GLC 1981-1985, MITSUBISHI Galant 1989-1993, Precis 1988, Tredia 1984-1988, Cordia 1983-1988, Precis 1987, Galant 1985-1987, NISSAN 210 1979-1982, B210 1974-1979, 510 1968-1973, Micra 1985-1989, SAAB 900 1969-1978, Sonett 1966-1974, 9000 1986-1993, TOYOTA Starlet 1981-1984, Corolla 1974, Celica 1971-1974, Carina Corona 1972-1973, Corolla 1968-1973, Mark II 1972, Corona 1967-1971, VOLKSWAGEN Beetle 1965-1968 (Inner), Type II 1961-1968, VOLVO all models (4-speed and 5-speed manual) 1976-1996
L45449/10	AUDI 100 1976-1977, 80 90 1988-1995, 100 1989-1994, 200 1980-1991, 80 90 1988-1989, 100 1969-1975, A4 1996-2001, Cabriolet 1994-1998, A6 1995-1997, 5000 1978-1988, Coupe 1981-1987, 4000 1980-1987, BMW Bavaria, 1500, 1800, 1800ti, 2000, 2000ocs, 2000i, 2002, 2002ti, 2500, 2800, 2800cs 1966-1976, 1600 1968-1971, 318i, 318is, 318iL, 320i, 323i, 323is, 323ci, 325, 325e, 325es, 325i, 325is, 325xi, 328i, 328is, 328ci, 328xi, 330i, 330ci, 330xi, M3, Z3 1980-1983, DAEWOO Lanos Nubira 1999-2002, FORD Escort 1981-1990, Tempo 1984-1994, HONDA Accord 1976-1985, Civic 1980-1983, Prelude 1979-1987, ISUZU Impulse 1983-1989, JAGUAR XJ6 1988-1997, MAZDA 323 1986-1989, NISSAN Pulsar 1983-1986, Sentra 1982-1986, 310 1979-1982, PORSCHE 924 1977-1982, 914 1970-1976, TOYOTA Corolla 1974-1987, Celica 1974-1975, VOLKSWAGEN Cabrio 1995-2002, Golf Jetta 1998, Fox 1987-1993, Beetle 1969-1979, Bus Euro Van 1980-1983, Type III 1969-1974, Type IV 411 412 1971-1974
L68145/11 (SET 24)	FORD Escort, Sierra, inner and outer front and rear wheels SKF BT1B332541
L68149/10	BMW 630cs, 633csi, 635csi 1978-1982 (Inner), 733i, 735i 1978-1986 (Inner), FORD Brougham, Country Sedan, Country Squire, Crown Victoria, Custom, Edsel, Galaxie, LTD, Parklane, Ranch Wagon, Squire, Skyliner, XL 1970-1973 (Inner), Elite, Fairlane, LTD II, Torino, Ranchero 1970-1973 (Inner), Falcon, Maverick 1970-1977 (Inner), Granada 1975-1980 (Inner), Mustang 1970-1978 (Inner), Pinto 1974-1980 (Inner), Thunderbird 1970-1973 (Inner), Aspire 1994-1997, Festiva 1988-1993, 1/2 TON Econoline, E100, E150, F100, F150, Parcel Delivery, Pickup 1973-2005 (Inner), 3/4 TON Econoline, E200, E250, F200, F250, Parcel Delivery, Pickup 1973-1979 (Inner), JAGUAR XJS 1988-1992 (Inner), XJ6 1977-1987 (Inner), NISSAN Micra 1985-1988, TRIUMPH TR7 1978-1981, TR8 1978-1981
L68149/11	CHRYSLER Crossfire 2004-2008, Town & Country Van, Voyager 4x4 1994-2000, DODGE Aries, Daytona, Dynasty, Lancer, Shadow, Spirit, 600 1980-1991, Charger, GLH, Omni, Rampage, Shelby, 400 1988-1990, 3/4 ton Pickup, Power Wagon, Van, 200, 250 Series, 2500 Series, Sprinter 2500 1980-1983, Caravan, Grand Caravan, Mini Ram Van 1983-2002, FORD Contour 1995-2000, Mustang 1979-1993, JAGUAR (Salisbury axle) 1972-1997, KIA Rio 2001-2005, Spectra 2000-2003, Sephia 1994-2001, MAZDA GLC 1981-1985, Mazda3, Mazda6, Millenia, MX3, MX6, Protege, Protege 1988-2002, MERCEDES BENZ CLK320 CLK350 C32 AMG C320 C350 SLK32 AMG SLK320 SLK350 1999-2007, SL600, 600SL 1993-1999 (Inner), C36 SL320 300SL 1990-1997 (Inner), E500, SL500, 500E, S500L 1990-1997 (Inner), E320, 300CE Convertible 1993-1995 (Inner), 400E, E420 1992-1995, MERCURY Capri 1991-1994, Mystique 1995-2000, Tracer 1991-1999, PLYMOUTH Grand Voyager, Voyager 1983-2000, PORSCHE 968 1992-1995 (Inner), 928 1978-1995 (From Ch. # 861000) (Inner), 944 1987-1991 (Inner), SAAB 900 1979-1982 (Inner), TOYOTA Cressida 1983-1988 (Outer), Celica 1982-1986, VOLVO 240 260 1982-1993 (Inner), 740 760 780 1983-1990 (Inner)
LM102949/10	CHEVROLET C1500 C2500 C3500 1991, C50 C60 C70 1984-1987, K1500 K2500 K3500 P30 R1550 R2500 R3500 V1500 V2500 V3500 1991, CHRYSLER New Yorker, Newport, Town & Country 1972-1974, DODGE A100 1964-1970, A108 Van 1967-1970, B100 B300 1971-1977, B1500 B2500 B3500 1998, CB300 1974-1977, Challenger 1972-1974, Charger Coronet 1970-1974, D100 1969-1973, D200 1963-1977, D50 1982, Dakota 1994-2005, Dart 1972-1974, Durango 2000-2004, Monaco 1970-1974, P200 1983-1987, Polara 1970-1973, Raider 1987-1989, RAM 1500 1994-2003, RAM 2500 3500 1994-2003, RAM 500 1987-1993, W100 1969-1973, W200 1963-1977, FORD Bronco 1970-1986, E, Explorer 1990-1993, E-150 2008-2009, E-150 1975-1987, E-200 1970-1974, E-250 E-350 1975-2009, Excursion 2000-2005, F-100/1970-1983, F-150 1975-2006, F-250 1975-2007, F-350 1975-2007, Galaxie 500 1969-1974, Gran Torino 1972-1976, Granada 1975-1980, LTD 1969-1979, Mustang 1971-1973, Ranchero 1970-1979, Thunderbird 1970-1979, Torino 1970-2005, INTERNATIONAL 100 1974, 150 1975, Scout 1972-1980, Travelall 1975, JEEP CJ5 1976-1983, CJ7 1976-1986, Scrambler 1981-1985, KIA Sportage 1995-2002, LINCOLN Continental 1972-1979, Mark IV 1972-1976, Mark V 1977-1979, Mazda B2600 1987-1993, MITSUBISHI Mighty Max 1985-1994, Montero 1983-2004, TOYOTA 4Runner 1984-1995, Land Cruiser 1975-2007, Pickup 1980-1995, T100 1993-1998, Van 1987-1989



TAPER ROLLER BEARINGS - INCH SERIES APPLICATION

PFI Ref.	Application
LM104948/10	BMW M5 528i 540i 1997-2005, M5 540i 1991-1995 630csi, 633csi, 635csi 1985-1989, L7, 740i, 740iL, 750iL 1986-2001, 733i 1978-1981, 840ci, 850ci, 850csi, 850i, Z8 Roadster 1991-1997, FORD 1 TON Econoline, E300, E350, F3, F350, Motor Home, Parcel Delivery, Pickup, Van, 3500 Series 1980-2004, 1-1/2, 2, 2-1/2 TON Motor Home Chassis, Parcel Delivery, Pickup, 400, 450, F53, F59, 500, 550, 600, 700 1999-2004, 3/4 TON Econoline, E200, E250, F200, F250, Parcel Delivery, Pickup 1980-2005, Excursion 2000-2005, PORSCHE 911 1977-1989 (Outer), 930 1978-1979 930 (Turbo) (Outer), ROVER Defender 90, Defender 110, Discovery, LR3, Range Rover 1970-1988, TOYOTA 4Runner 1984-1995 (Inner), T100 1993-1997 (Inner), Land Cruiser 1975-1997 (Inner), Pickup 4x4 1975-1995 (Exc. T100) (Inner)
LM104949/10	CHEVROLET 1/2 TON Blazer/Jimmy (Full Size), C-10/15, K-10/15, R-10/15, Silverado/Sierra, Silverado/Sierra HD, Suburban, Tahoe/Yukon, V-10/15 1977-1987 (Inner), 3/4 TON C-20/25, K-20/25, R-20/25, Silverado/Sierra, Suburban, Silverado 2500 HD, V-20/25, Yukon XL 2500 1977-1993 (Inner), CHRYSLER Cordoba, Estate Wagon, Fifth Avenue, LeBaron, Newport, New Yorker, Royal, Saratoga, Town & Country, Windsor 1968-1973, DODGE 100/150 Series 1980-1993 (Inner), 3/4 TON Pickup, Power Wagon, Van, 200, 250 Series, 2500 Series, Sprinter 2500 1980-1993 (Inner), FORD 3/4 TON Econoline, E200, E250, F200, F250, Parcel Delivery, Pickup 1983-1998 (Inner), INTERNATIONAL All Models 1972-1981 (Outer), JEEP Grand Wagoneer, Wagoneer, Wagoneer Limited 1977-1991 (Inner), Comanche, FC Series, Gladiator, J Series, Pickup Truck, Sedan Delivery, Utility Wagon 1977-1992 (Inner), NISSAN 720 pickup 1980-1983 (Inner), PLYMOUTH PB100, Trailblazer, Trailduster, Voyager full-size Van, 150, 200, 250, 300, 350 Series 1980-1983 (Inner)
LM104949/11	CADILLAC Calais Deville Fleetwood 1970-1976, CHEVROLET Avalanche 2500 2002-2006, C1500 1997-1999, C20 C30 1973-1986, C2500 C3500 1988-2000, C50 C60 C70 1984-1987, Express 2500 3500 1996-2007, G20 G30 1973-1986, K1500 1997-1999, K20 K30 1973-1986, K2500 1992-2000, K3500 1988-2000, P20 1973-1989, P30 1973-1989, R20 1987-1988, R2500 R3500 1989-1991, Silverado 2500 1999-2009, Suburban 2500 2000-2009, V20 V30 1987-1988, V2500 V3500 1989-1991, DODGE B100 B200 B300 1973-1980, B150 B250 B350 1981-1994, B1500 B2500 B3500 1995-1998, D100 1986-1989, D150 1984-1990, D200 1969-1980, D250 1981-1993, D300 1972-1980, D400 D450 1978-1981, Dakota 1987-1990, RAM 1500 1999-2003, RAM 2500 3500 1994-2009, Ramcharger 1984-1990, W100 1986-1989, W150 1984-1990, W200 W300 1969-1980, W350 1981-1993, FORD Bronco 1987-1989, E-250 Econoline 1975-1991, E-300 1969-1974, E-350 1975-2009, E-450 2000-2009, Excursion 2000-2005, F-150 1987-1989, F-250 1969-2008, F-350 1967-2009
LM11749/10	ALFA ROMEO Alfetta 1975-1977, Spider 1976-1981, AUDI 100 1970-1977, 4000 1980-1987, Coupe 1981-1987, Fox 1973-1979, Super 90 1969-1972, BMW 1600 1967-1971 (Outer), 2002 1968-1976, 320i 1980-1983, BUICK Skyhawk 1975-1980, CHEVROLET Chevelle 1976-1987, Corvair 1960-1964, Monza 1975-1980, Nova 1962-1963, Spectrum 1985-1988, Vega 1971-1977, DAEWOO Lanos 1999-2002, DODGE Challenger 1970-1972, Colt 1971-1991, Dart 1960-1972, Lancer 1961-1962, FORD Aspire 1991-1993, Corolla 1968-1970, Excort 1981-1983, EXP 1982-1983, Falcon 1960-1965, Festiva 1988-1993, Fiesta 1978-1980, Mustang 1964-2004, HYUNDAI Excel 1986-1989, Pony 1986, Stellar 1986, ISUZU I-Mark 1981-1989, Impulse 1983-1989, LOTUS Esprit 1976-1980, MAZDA GLC 1977-1985, RX-7 1979-1983, MERCEDES BENZ 190D 1984-1989, 190E 1984-1993, MITSUBISHI Cordia 1983-1988, Galant 1985-1988, Precis 1987-1989, Tredia 1983-1988, NISSAN 210 1979-1982, 510 1968-1969, 610 1973, B210 1974-1975 OLDSMOBILE Starfire 1975-1980, Opel Astra 1979-1981, Delux 1971, Kadett 1968-1972, Mantra 1971-1975, Rallye 1968-1972, Chevelle 1964-1973, Chevy II 1964-1987, Lemans 1988-1993, Optima 1989-1991, Sunbird 1976-1980, Sunburst 1985-1988, T1000 1981-1987, PORSCHE 914 1970-1971, TOYOTA Carina 1972-1973, Celica 1971-1974, Corolla 1968-1987, Corona 1968-1973, Paseo 1982-1998, Starlet 1981-1984, Tercel 1980-1999, VOLKSWAGEN 411 1971-1972, 412 1973-1974, Beetle 1966-1979, Cabrio 1995-2002, Cabriolet 1985-1993, Corrado 1990-1995, Dasher 1974-1981, Fastback 1966-1973, Fox 1987-1993, Golf 1985-1997, Jetta 1980-1999, Karmann Ghia 1966-1974, Passat 1990-1998, Quantum 1982-1988, Rabbit 1975-1984, Squareback 1966-1973, Thing 1973-1974
LM11949/10	ALFA ROMEO GTV-6 1982-1986, Milano 1987-1989, AUDI 100 1989-1992, 200 1989-1991, 5000 1978-1987, 80 1988-1992, 90 1988-1992, A4 1996-2000, A6 1995-1999, Cabriolet 1994-1998, S6 1995-1997, AUSTIN HEALEY 3000 1959-1967, BMW 1800 1966-1967, 2.8 BAVARIA 1971, 2000 2000C 2000CS 2000Ti 1966-1968, 2002Ti 1971-1974, 2500 2800 1969-1971, 3.0S 1971-1974, 3.0Si 1971-1976, 320i 1977-1979, 528i 1979-1981, 530i 1975-1978, 630CSi 1977, BAVARIA 1972-1974, BUICK Apollo 1973-1975, Century 1973-1978 Electra Estate Wagon 1977-1978, Gran Sport 1965-1967, GS 1968-1972, Lesabre 1977-1978, Regal 1973-1978, Riviera 1977-1978, Skylark 1961-1978, Special 1961-1969, Sportwagon 1964-1972, CADILLAC Deville 1977, Eldorado 1967-1978, Fleetwood 1975-1977, Seville 1976-1979, CHEVROLET Bel Air 1966-1968, Biscayne 1961-1968, C10 1962-1970, Camaro 1967-1978, Caprice 1966-1978, Chevelle 1964-1973, Chevy II 1964-1968, Corvair 1960-1969, Corvette 1963-1968, El Camino 1964-1978, G10 Van 1964-1974, G20 1967-1976, Impala 1961-1970, Laguna 1973-1976, Malibu 1964-1978, Monte Carlo 1970-1978, Nova 1964-1978, P10 1962-1970, Suburban 1962 1984-1987, Newport 1955-1981, Saratoga 1957-1958, Town & Country 1955-1982, Windsor 1955-1958, DODGE 400 1982, A100 1964-1970, Aries 1981-1982, Aries 1981-1982, Aspen 1976, B100 B200 B300 1973, Challenger 1960-1973, Charger 1966-1978, Conquest 1984-1986, Coronet 1955-1976, D100 1988-1989 (transmission), D100 1960-1971 (wheel), D150 1990-1993, Dakota 1988-1993, Dart 1963-1976, Diplomat 1977-1989, Magnum 1978-1979, Mirada 1980-1983, Monaco 1965-1978, Omni 1978-1982, Polara 1960-1972, Rampage 1982, FIAT 1100 1963-1967, 124 1969-1981, 131 1975-1978, 1500 1964-1967, Brava 1979-1981, FORD Aerostar 1986-1991, Bronco 1986-1990, Club 1955-1962, E-100 Econoline 1961-1968, Explorer 1991-2006, F-series pickup 1957-1967, Fairlane 1955-1960, Galaxie 1959-1969, GT40 1966-1969, LTD 1965-1969, Mustang 1964-1983, Ranger 1983-2009, Tempo 1987-1991, GMC 1000 1500 1962-1965, C15/C1500 1966-1970, G15/G1500 1967-1975, Civic 1980-1983, Prelude 1979-1987, HYUNDAI Sonata 1989-1991, INFINITI M30 1990-1992, JAGUAR all 1964-1977, JEEP Cherokee 1986-1993, Comanche 1986-1992, Grand Cherokee 1993, Wagoneer 1989, KIA Rio 2001-2005, MAZDA 323 1986-1989, 626 1979-1987, B2000 B3000 B4000 series pickups 1994-2009, MERCEDES BENZ 190 1963-1965, 190E 1986-1987, 200 series 1959-1983, 300 series 1963-1995, 400 series 1974-1980, MITSUBISHI Galant 1988, Sigma 1989-1990, Starion 1983-1989, NISSAN 200SX 1977-1988, 200Z series 1970-1983, 300ZX series 1984-1989, 310 1979-1982, 510 1970-1981, 610 1973-1976, 710 1974-1977, 810 1977-1981, B210 1978-1980, Maxima 1982-1988, Micra 1985-1988, Multi 1986 1988, Pulsar 1982-1986, Sentra 1982-1986, Slanza 1982-1988, PORSCHE 911 1965-1974, 912 1965-1969 74-65, 914 1970-1971, 924 1977-1982, 944 1983-1986, ROVER 2000 1964-1971, 3500 1980, TOYOTA Celica 1975-1986, Corona 1974-1981, Cressida 1978-1988, Crown 1968-1972, Mark II 1972-1976, Van 1984-1989, VOLKSWAGEN Campmobile 1968-1974, Transporter 1964-1979, Vanagon 1980-1984, VOLVO 40 series 1967-1974, 164 1969-1975, 200 series 1975-1981
LM12748/10	BUICK Regal 1982-1987 front wheel (Outer), CHEVROLET Blazer 1995-1997, Camaro 1982-1992 (Outer), Chevelle/Malibu 1982-1983 (Outer), Monte Carlo 1982-1988 (Outer), Caballero, El Camino, Sprint 1983-1987 (Outer), S10 Blazer/S15 Jimmy, S10/S15 PU/Sonoma, 1982-2003 (Outer), ISUZU Hombre 1996-2000 (Outer), OLDSMOBILE Cutlass 1982-1988 (Outer), PONTIAC Bonneville 1982-1986 (Outer), General Motors 14045734, Koyo K34, Timken SET 34
LM12749/10	BMW 633csi, 635csi 1978-1982 (Outer), 733i, 735i 1978-1986 (Outer), CHRYSLER Crossfire 2004-2005 (Outer), FORD Escort, EXP 1984-1990-1984 (Outer), Taurus 1986-1989 (Outer), Tempo 1984-1987 (Outer), Brougham, Country Sedan, Country Squire, Crown Victoria, Custom, Edsel, Galaxie, LTD, Parklane, Ranch Wagon, Squire, Skyliner, XL 1970-1973 (Outer), Mustang 1970-1993 (Outer), Pinto 1971-1980 (Outer), Thunderbird 1984-1988 (Outer), JAGUAR XJ12 1977-1979 (Inner), XJ5 1988-1992 (Outer), XJ6 XJ5 1977-1987 (Outer), LINCOLN Continental 1988-1989 (Outer), Continental, LS, Mark Series, Town Car, Versailles 1982-1993 (Outer), Town Car 1982-1991 (Outer), MERCEDES BENZ CLK320 2002-2003 (Outer), CLK430 1999-2003 (Outer), 200 series 1994-2003 300 and 500 series 1990-1997 (Outer), 300 series Convertible 1993-1995 (Outer), 400 series 1992-1995 (Outer), MERCURY Lynx LN7 1984-1987 (Outer), Sable 1986-1989 (Outer), Topaz 1984-1994 (Outer), Bobcat 1975-1980 (Outer), Brougham, Colony Park, Commuter, Grand Marquis, Marquis, Marauder 1974-1991 (Outer), Capri 1979-1986 (Outer), Comet 1974-1977 (Outer), Montego 1970-1976 (Outer), Comet, Cyclone, Meleor 1970-1973 (Outer), Monarch 1975-1980 (Outer), Zephyr 1978-1983 (Outer), VOLKSWAGEN Vanagon 1984-1991 (Outer)
LM12749/11	CHEVROLET Camaro 1993-2002, Corvette 1997-2003, CHRYSLER Imperial 1974-1975 (Outer), Town & Country Van, Voyager 1990-1995 (Outer), DODGE Aries, Daytona, Dynasty, Lancer, Shadow, Spirit, 600 1983-1995 (Outer), Charger, GLH, Omni, Ramango, Shelby, 400 1983-1990 (Outer), Viper GTS Coupe, Viper RT/10 1992-2002 (Main shaft pocket), 1 TON Motor Home, M375, Pickup, Van, WD20, WD21, 300, 350 Series, 3500 Series, Sprinter 3500 1973-1994 (Outer), B3500 1982-2003 (Outer), B150 B1500 VANS 1994-2003 (Outer), Dakota 1986-1996 (Outer), FORD Escort EXP 1984-1995, Taurus 1986-1995, Tempo 1984-1994, MITSUBISHI Cordia, Diamante, Eclipse, Eclipse AWD, Expo, Expo AWD, Galant, Galant AWD, Galant Sigma, Lancer, Mirage, Precis, Tredia, 3000GT, 3000GT AWD 1995-1999, PLYMOUTH Acclaim, Caravelle, Reliant, Sundance 1983-1995 (Outer), Grand Voyager, Voyager 1984-1995 (Outer), PORSCHE 928 1978-1986 (Outer), SAAB 900 1979-1982 (Outer), 99 1979-1980 (Outer), VOLVO 240 260 1982-1993 (Outer), 740 1988-1990 (Outer), 740 G60 780 1983-1987 (Outer), 264TE 1977-1987 (Outer)
LM29748/10	FORD 3/4 TON Econoline, E200, E250, F200, F250, Parcel Delivery, Pickup 1965-1972 (Inner), NISSAN Pulsar 1983-1986, Sentra 1982-1986, 310 1979-1982, F10 F176 1978, MITSUBISHI Colt 1979-1984, Champ 1979-1982
LM29749/10	AUDI 80 90 100 1991 (Inner), 80 90 100 200 1991-1998 (Outer), A4, A6, A8, Cabriolet, S8, TT, V8 Quattro 1990-1994, A4, A6, A8, Cabriolet, RS4, RS6, S4, S5, S6, S8, TT, V8 Quattro, Allroad Quattro 1990-2004, Coupe, Coupe Quattro, 4000, 4000 Quattro, 5000, 5000 Quattro 1970-1994, Fox, Super 90 1970-1994, Allroad Quattro 2001-2005, CHRYSLER Pacifica 2004-2008, 300M, Concorde, Daytona, Dynasty 'E' Class, Imperial, Laser, LeBaron, LHS, New Yorker 1993-2004 (Inner), Cirrus, Sebring 1995-2006 (Outer), Prowler 2001-2002 (Inner), PT Cruiser 2001-2004, DODGE Avenger 1995-1997 (Outer), Intrepid 1993-2004 (Inner), Neon, SX 2.0 2002-2003, MITSUBISHI Challenger Gen-2, Colt, Colt Vista, Conquest, Stealth, 2000-GTX 1990-1992, Caravan, Grand Caravan, Mini Ram Van 1991-1997 (Outer), INFINITI QX4 1997-2003 (Outer), MASERATI 228 430 1989-1993 (Outer), BiTurbo 1984-1988 (Outer), 200 SERIES 1975-1983 (Inner), 300SD, 300SE, 300SEL 1987-1991 (Inner), 300 SERIES 1972-1986 (Inner), 400 SERIES 1986-1991 (Inner), 400 SERIES 1973-1980 (Inner), 500SEC, 500SEL, 560SEC, 560SEL 1984-1991 (Inner), NISSAN Slanza 1982-1986, Frontier (6 cyl) Xterra 1998-2004 (Outer), Pathfinder 1987-2004 (Outer), Hardbody 1986-1997 (Outer), 720 pickup 1980-1986 (Outer), PLYMOUTH Breeze 1996-1997 (Outer), PLYMOUTH Voyager 1991-1997 (Outer), PORSCHE 924 1977-1990, all with 3-speed automatic transaxle 1977-1991, 968 1992-1993, 944 1982-1991, all models with 5-speed manual transaxle 1979, SAAB 9-2X, 9-3, 9-5, 9-7X, 900, 9000, 99 1987-1997, 9000 1986-1993, SUZUKI Samurai 1985-1995, VOLKSWAGEN all models with 4-speed manual transaxle 1974-1993, all models with 5-speed manual transaxle 1982-1988 and 1990-2002, Passat 2001-2002, VW TYPE I : Beetle, Karmann Ghia, Super Beetle, Thing 1949-1979, VW TYPE II : Bus, EuroVan, Transporter, Van, Vanagon, Camper, Westfalia 1980-1983, VW TYPE III : Bus, EuroVan, Transporter, Van, Vanagon, Camper, Westfalia 1980-1983, VW TYPE IV : 411, 412 1971-1974
LM48548/10	BUICK Skyhawk 1982-1989, Skylark, Somerset, Somerset Regal 1985-1987, Centurion, Electra, Estate Wagon, LeSabre, Limited, Riviera, Super, Wildcat 1961-1978 (Inner), CADILLAC Cimarron 1982-1986, Eldorado 1967-1978 (Inner), Calais, Comm. Chassis/Limosine, DeVille, Fleetwood FRONT WHEEL 1968-1984 (Inner), CHEVROLET Beretta, Cavalier, Corsica 1982-1999, Celebrity 1984-1989, Citation 1980-1985, Impala, Lumina, Monte Carlo 1991-1992, Bel Air, Biscayne, Brookwood, Caprice, Estate Wagon, Impala, Kingswood, Police, Taxi, Townsman 1969-1976 (Inner), Camaro 1982-2002, Chevelle 1976-1987, Corvette 1969 (Inner), Corvette 1963-1982 (Outer), Corvette 1971-2003, Suburban/Tahoe/Yukon (Inner) C1500 1988-1994 (Inner), R-10/15 1988-1990 (Inner), Extended Cab & F44 HD 1981-1986 (Inner), 1/2 TON Blazer/Jimmy (Full Size), C-10/15, K-10/15, R-10/15, Silverado/Sierra, Silverado/Sierra HD, Suburban, Tahoe/Yukon, V-10/15 1962-1980 (Inner), 1/2 TON G10/G15, Express/Savana, P10/15 1971-2002 (Inner), 3/4 TON C-20/25, K-20/25, R-20/25, Silverado/Sierra, Suburban, Silverado 2500 HD, V-20/25, Yukon XL 2500 1971-2000 (Inner), 3/4 TON G20/G25, Express/Savana, P20/P25 1979-2002 (Inner), Astro /Safari 1985-1989, LUV 1979-1982, S10 Blazer/S15 Jimmy, S10/S15 PU/Sonoma, Sycamore/Typhoon 1982-1987, CHRYSLER 300M, Concorde, Daytona, Dynasty 'E' Class, Imperial 1983-1992, Cirrus, Sebring 1995-2003-1995, Estate Wagon 1956 (Inner), Imperial 1956-1973 (Inner), PT Cruiser 2001-2004-2001, DODGE Aries, Daytona, Dynasty, Lancer, Shadow, Spirit, 600 1981-1995, Charger, GLH, Omni, Rampage, Shelby, 400 1983-1990, Dakota, Durango, D50, Nitro, Raider, Ram 50 1979-1993 (Inner), Viper GTS Coupe, Viper RT/10 1992-2002, 1958-1972 (Inner), B100 1970-1972 (Inner), R1500 1994-1999 (Inner), B100 1972 (Inner), D100 1957-1972 (Inner), P100 1968 (Inner), RAM4500, RAM5500, 400, 500, 600, 700 Series Trucks, Motor Home Chassis 1961, B200 1970-1972 (Inner), P200 1968-1972 (Inner), D200 1964-1972 (Inner), Power Wagon, Van, 200, 250 Series, 2500 Series, Sprinter 2500 1985-1963 (Inner), Caravan, Grand Caravan, Mini Ram Van 1984-1995, FORD Brougham, Country Sedan, Country Squire, Crown Victoria, Custom, Edsel, Galaxie, LTD, Parklane, Ranch Wagon, Squire, Skyliner, XL 1966-1967 (Inner), Falcon, Maverick 1975-1977 (Inner), Falcon 1960, Mustang 1969 1974-2002, Pinto 1971-1978, Thunderbird 1983-1988, Thunderbird 1965-1967 (Inner), E100 1968-1974 (Inner), F100 1967-1972 (Inner), F150 1960-1967 (Inner), Econoline 1968-1974 (Inner), Econoline, E200, E250, F200, F250, Parcel Delivery, Pickup 1957-1964 (Inner), Trooper 1985-2000 (Inner), Explorer Sport Trac 2001-2005 (Inner), Explorer 1995-2001 (Inner), ISUZU I-Mark, Impulse, Impulse AWD, Stylus 1985-1993, Pup, Pickup 1988-1994 (Inner), Trooper 1988-1994 (Inner), Amigo, Ascender, Axion, Hombre, Oasis, Pickup, Rodeo, Rodeo Sport, Trooper, Trooper II, VehiCROSS 4WD 1981-1989, Amigo, Ascender, Axion, Hombre, Oasis, Pickup, Rodeo, Rodeo Sport, Trooper, Trooper II, VehiCROSS 1991-1994, JEEP Grand Wagoneer, Wagoneer, Wagoneer Limited 1982-1986, Jeep Jeepsster, CJ5, CJ7, CJ8, DJ, Scrambler, Sahara, TJ, Wrangler 1976-1986 (Inner), Cherokee, Commander, Grand Cherokee 1982-1986, Comanche, FC Series, Gladiator, J Series, Pickup Truck, Sedan Delivery, Utility Wagon 1982-1986, LINCOLN Continental, LS, Mark Series, Town Car, Versailles 1982-1993 (Inner), Continental 1958-1969 (Inner), LOTUS Elan 1964-1972, MAZDA B2000, B2300, B3000, B4000 1986-2009 (Inner), MERCEDES BENZ 200 SERIES 1977-1983 (Inner), 300CDT, SD, SDL, SE, SEL, 350SD, SDL 1982-1991 (Inner), 300TD 1982-1985, 300CD, D, SD, TD 1975-1981 (Inner), 400 SERIES 1986-1991 (Inner), 450SE, 450SEL 1973-1980 (Inner), 500SEC, 500SEL, 560SEC, 560SEL 1984-1991 (Inner), 600 1962-1975 (Inner), MITSUBISHI Endeavor, Mighty Max, Montero, Montero Sport, Outlander, Raider PU, Van, Wagon 1983-1996 (Inner), NISSAN Frontier 1989-2004 (Inner), ISUZU I-Mark, Impulse AWD, 720 Pickup 1980-1986 (Inner), 620 Pickup 1978-1979 (Inner), TOYOTA Tercel Wagon 4WD 1983-1988, Carina, Celica, Corolla, Corona, Corona Mark II, Cressida, Crown, MR2, Starlet, Supra 1967-1984, Tacoma 1995-2004 (Inner), Pickup 1975-1995 (Inner), TRIUMPH GT6 1968-1973 (Inner), VOLVO 140 series 1967-1971 (Inner)
LM48548/11	CHEVROLET Monza, Vega 1971-1977, OLDSMOBILE Starfire 1976-1977, PONTIAC Astre, Sunbird 1975-1977
LM501349/10	CHEVROLET Aveo 2004-2008, Spectrum 1985-1989, HONDA Civic 1984-1987, ISUZU I-Mark 1986-1989, PONTIAC LeMans 1988-1993, VOLKSWAGEN Cabriolet 1985-1993, Jetta 1980-1984, Rabbit 1975-1984, Rabbit Convertible 1980-1984, Scirocco 1975-1989

TAPER ROLLER BEARINGS - INCH SERIES APPLICATION



PFI Ref.	Application
LM501349/14	CHEVROLET Bel Air, Biscayne, Brookwood, Caprice, Estate Wagon, Impala, Kingswood, Police, Taxi, Townsman 1990-1993, Monte Carlo 1970-1988, 3/4 TON C-20/25, K-20/25, R-20/25, Silverado/Sierra, Suburban, Silverado 2500 HD, V-20/25, Yukon XL 2500 1976-2000, FORD Explorer 2001-2003, Explorer, Ranger 4WD 1990-2000, Aerostar, Bronco II, Explorer, Ranger 1983-2005 rear wheel, HONDA Passport 1994-1997, ISUZU Impulse 1991-1992, Hombre 1996-1998, JEEP Grand Wagoneer, Wagoneer, Wagoneer Limited 1984-1991, Liberty 2002-2005, Jeep, Jeepster, CJ5, CJ7, CJ8, DJ, Scrambler, Sahara, TJ, Wrangler 1984-2004, Comanche, FC Series, Gladiator, J Series, Pickup Truck, Sedan, Delivery 1974-1992, MAZDA B2000, B2300, B2500, B3000, B4000, MPV, Navajo, Tribute 1991-2003, OLDSMOBILE Cruiser Wagon, Custom Cruiser, Holiday, Starfire, 88 Series, 98 Series 1971-1996, Cutlass, Cutlass Cruiser, F-85 Series, Jetstar 1, Vista Cruiser, 4-4-2 1973-1988, Omega, Starfire 1973-1980, Bravada 1991-2004, PONTIAC Astre, Sunbird 1975-1980, Grand Am, Grand Prix, GTO, LeMans, Mid Size Bonneville, Tempest 1972-1988, VOLVO 1980-1997 with 1041 rear axle, all models 1965-1997 with 1030 and 1031 rear axles, 940 Series 1990-1994, DL, GL, GLT 1982-1993, 240 Series 1976-1993, 740 Series 1983-1990, 760 Series 1983-1987, 260 Series 1976-1982
LM603049/11	ALFA ROMEO GTV6 1982-1986, AUDI 80 80 Quattro 90 90 Quattro 100 100 Quattro 200 200 Quattro 1982-1992, V8 Quattro 1990-1994, Coupe Coupe Quattro 4000, 4000 Quattro 5000 5000 Quattro, CHEVROLET Corvair 1960-1969, Corvette 1980-1982, Blazer/Jimmy 1957-1979, 3/4 TON C-20/25, K-20/25, R-20/25, Silverado/Sierra, Suburban, Silverado 2500 HD, V-20/25, Yukon XL 2500 1957-1976 (Inner), FORD Tempo 1984-1994, 1/2 TON Econoline, E100, E150, F100, F150, Parcel Delivery, Pickup 1959-1996 (Inner), 3/4 TON Econoline, E200, E250, F200, F250, Parcel Delivery, Pickup 1959-1975 and 1980-1982 (Inner), Bronco 1966-1996 (Inner), JEEP Comanche, FC Series, Gladiator, J Series, Pickup Truck, Sedan Delivery Utility Wagon 1974-1977 (Inner), MAZDA B4000 Pickup 1994-1997 (Inner and Outer), Navajo 1991-1994 (Inner and Outer), NISSAN Frontier 2000-2004 (Inner), Pathfinder 1998-2004 (Inner), Xterra 2000-2004 (Inner), D21 Hardbody 1986-1997 (Inner), 720 Pickup 1983-1986 (Inner), PEUGEOT 504, 505, 604 1980-1992, RANGE ROVER Defender 90, 110 1993-1997
LM603049/12 (SET)	CHEVROLET Avalanche 1500 2002-2003, BelAir 1965-1981, Blazer 2000-2003, C10 1963-1981, Colorado 2004-2008, K10 1963-1981, Silverado 1999-2003, SSR 2003-2006, Tahoe 1999-2003, CHRYSLER 300M 1999-2004, Aspen 2007-2009, Concorde 1994-2004, LHS 1994-2001, New Yorker 1975-1996, Town and Country 1975-1982, DODGE B-series pickups 1978-1998, Durango 1998-2008, Intrepid 1993-2004, Nitro 2007-2009, RAM Truck 1994-1999, RAM Van 1999-2003, Sprint 1978-1993, FORD Aerostar 1986-1997, Bronco 1983-1996, Country Squire 1987-1991, Crown Victoria 1992-2009, E-150 E-250 E-350 1983-2005, Excursion 2000-2002, Expedition 1997-2002, Explorer 1991-2009, F-150 1983-2009, Mustang 1986-2009, Ranger 1984-2009, Thunderbird 1987-2004, HUMMER hummer 1992-2001, H3 2006-2008, JEEP Cherokee 1979-2001, CJ 1976-1986, Comanche 1986-1992, Commander 2006-2009, Grand Cherokee 1993-2009, Grand Wagoneer 1984-1985, Liberty 2002-2009, Scrambler 1981-1985, MAZDA B-series pickup 1994-2008, Navajo 1991-1994 (differential)
LM67048/10	BMW 528i 1980-1981, BUICK Century 1980-1981, Electra 1980-1987, Estate Wagon 1980-1989, LeSabre 1980-1990, Regal 1980-1987, Roadmaster 1991-1996, Skyhawk 1980, CADILLAC Deville 1980-1984, CHEVROLET Astro 1985-2002, Bel Air 1981, Blazer 1985-1997, C10 1981-1986, C1500 1988-1991, Camaro 1980-2002, Caprice 1980-1996, El Camino 1980-1987, Impala, Impala 1980-1987, Malibu 1980-1988, Monza 1980, R10 Suburban 1987, S10 1982-2003, Sprint 1985-1987, CHRYSLER Conquest 1987-1989, DODGE Challenger 1980-1983, Colt 1980, FORD Aerostar 1986-1997, Bronco 1986-1999, Explorer 1991-1994, Mustang 1980-2004 (Transmission), Ranger 1983-1994, Taurus 1986-1989, Thunderbird 1985-1988 (Transmission), Windstar 1995-1997, HYUNDAI Sonata 1989-1991, INFINTITI M30 1990-1992, ISUZU Amigo 1991-1999, Hombre 1996-2000, Oasis 1998-1999, Pickup 1991-1994, Rodeo 1991-1999 (Transmission), Trooper Vehcross 1999, JAGUAR Vanden Plas 1982-1983, XJ12 1981-1983, XJ6 XJS 1980-1983 (Transmission output shaft), JEEP Cherokee 1986-1988, Comanche 1986-1989, LINCOLN Continental 1988-1989, MAZDA B2300 B3000 B4000 1994, Navajo 1992-1994, MERCEDES BENZ 190D 1984-1989, 190E 1984-1993, 260E 1987-1989, 300CE 300TE 1988-1993, 300D 1987-1993, 300E 1986-1993, 300TD 1987, 380SEC 1984-1985, 380SEC 1982-1983, 380SEL 1981-1983, 380SL 1981-1985, 560SEL 1988-1989, MITSUBISHI Galant 1988-1990, Starion 1983-1989, NISSAN 200SX 1980-1988, 280ZX 1983-1985, 300ZX 1985-1989, S10 810 1980-1981, Maxima 1982-1984, PORSCHE 911 1965-1989, 924 1980-1988, 944 1983-1986, TOYOTA Celica 1980-1986, Corona 1980-1982, Cressida 1980-1988, TRIUMPH Spitfire 1980 (Differential), TR7 TR8 1980-1981 (Transmission), VOLKSWAGEN Cabriolet 1985-1991, Corrado Passat 1990-1991, Dasher 1980-1981, Fox 1987-1991, Golf 1985-1991, Jetta 1980-1991, Quantum 1982-1988, Rabbit 1980-1984, Scirocco 1980-1988 (Transmission), Vanagon 1980-1983 (Wheel), VOLVO 200 series 1980-1981
LM78349/10	AUDI 80 90 100 1991 (Outer), MASERATI 228 430 1989-1993 (Inner), Spyder 1987-1992 (Inner), Biturbo 1984-1988 (Inner), VOLKSWAGEN IV: 411, 412 1971-1974
M12649/10	BUICK Centurion, Electra, Estate Wagon, LeSabre, Limited, Riviera, Super, Wildcat 1961-1989 (Outer), Century, GS, Skylark, Skylark Gran Sport, Special, Sportswagon 1979-1981 (Outer), Regal 1973-1981 (Outer), Roadmaster Estate Wagon, Roadmaster Sedan 1991-1996 (Outer), CADILLAC DeVille, Fleetwood 1978-1987 (Outer), Calais, Limousine, DeVille, Fleetwood 1968-1976 (Outer), Seville 1978-1979 (Outer), Bel Air, Biscayne, Brookwood, Caprice, Estate Wagon, Impala, Kingswood, Police, Taxi, Townsman 1969-1993 (Outer), Camaro 1988-1992 (Outer), Caprice, Impala 1994-1996 (Outer), Chevelle/Malibu 1979-1981 (Outer), Chevy II, Nova 1979 (Outer), Corvette 1969-1982 (Outer), Monte Carlo 1979-1981 (Outer), 1 TON C-30/35, K-30/35, R-30/35, Silverado/Sierra, V-30/35 1963-1972 (Outer), C-10/15 1995-1999 (Outer), Suburban, Tahoe/Yukon 1992-1999 (Outer), C1500 1988-1994 (Outer), R-10/15 1987-1990 (Outer), 1/2 TON Blazer/Jimmy (Full Size), C-10/15, K-10/15, R-10/15, Silverado/Sierra, Silverado/Sierra HD, Suburban, Tahoe/Yukon, V-10/15 1967-1980 (Outer), 1/2 TON G10/G15, Express/Savana, P10/15 1971-2002 (Outer), 1-1/2, 2, 2-1/2 TON 40, 50, 60, 70, 4100, 4400, 4500 1963-1972 (Outer), C-20/25 1963-2000 (Outer), 3/4 TON G20/G25, Express/Savana, P20/P25 1971-2002 (Outer), Astro / Safari 1985-2002 (Outer), Caballero, El Camino, Sprint 1979-1982 (Outer), CHRYSLER Estate Wagon 1956 (Outer), Imperial 1956-1973 (Outer), DODGE Dakota, Durango, D50, Nitro, Raider, Ram 50 1979-1993 (Outer), B300 1969-1972 (Outer), R1500 1994-1999 (Outer), B100 1971-1972 (Outer), P100 1968 (Outer), B200 1970-1972 (Outer), F200 1968-1972 (Outer), D200 1964-1972 (Outer), Pickup, Power Wagon, Van, 200, 250 Series, 2500 Series, Sprinter 2500 1958-1963 (Outer), FORD Brougham, Country Sedan, Country Squire, Crown Victoria, Custom, Edsel, Galaxie, (Outer), Econoline, E200, E250, F200, F250, Parcel Delivery, Pickup 1965-1972 (Outer), GMC 1-1/2, 2, 2-1/2 TON 400, 4000, 4500 (Class 4), 500, 5000, 5500 (Class 5), 6000, 6500 (Class 6), 7000, 7500 (Class 7) 1963-1972 (Outer), ISUZU Pup, Pickup, Trooper 1988-1994 (Outer), LINCOLN Continental 1958-1969 (Outer), MERCEDES BENZ 300CDT, SD, SDL, SE, SEL, 350SD, SDL 1975-1991 (Outer), 400 Series 1986-1991 (Outer), 450SE, 450SEL 1973-1980 (Outer), 500SEC, 500SEL, 560SEC, 560SEL 1984-1991 (Outer), MERCURY Brougham, Colony Park, Commuter, Grand Marquis, Marquis, Marauder, Medalist, Montclair, Park Lane 1966-1967 (Outer), Park Lane 1958-1960 (Outer), MITSUBISHI Endeavor, Mighty Max, Montero, Montero Sport, Outlander, Raider PU, Van, Wagon 1983-1996 (Outer), NISSAN Frontier 1989-2004 (Outer), D21 1983-1997 (Outer), D20 Pickup 1980-1986 (Outer), 620 Pickup 1978-1979 (Outer), PLYMOUTH Arrow Pickup 1979-1982 (Outer), PONTIAC Bonneville, Catalina, Chieftain, Executive, Grand Safari, Grandville, Parisienne, Safari, Star Chief, 2+2 1983-1986 (Outer), Bonneville, Catalina, Chieftain, Executive, Grand Safari, Grandville, Parisienne, Safari, Star Chief, 2+2 1978-1981 (Outer), Firebird, Formula, Trans Am, GTA 1988-1992 (Outer), PORSCHE 968 1992-1995 (Outer), 928 1986-1995 (Outer), 944 1987-1991 (Outer), ROVER 60, 75, 80, 90, 100, 105, 2000, 3000, 3500 1968-1975, SAAB 99 900 1969-1982, TOYOTA Tacoma 1995-2004 (Outer), Pickup 1975-1995 (Outer)
M802048/11	CHEVROLET Avalanche 1500 2003-2005, Belair 1969-1975, Blazer 2000, C10 1978-1986, C1500 1988-1999, C20 1973-1986, C2500 1988-2000, C30 1974-1986, C3500 1988-2002, C501980-1990 C5500 Kodiak 1990-1994, C60 1980-1994, C70 1980-1994, Camaro 1979, Caprice 1972-1976, C-Series 1997-2000, El Camino 1967, Express 1500 1996-2001, Express 2500 1997, Express 3500 2000, G10 1977-1994, G20 1981-1991, G30 1978-1996, Impala 1972-1976, K10 1977-1986, K1500 1976, D Series 1975-1993, Dakota 1987-2008, Dart 1972-1976, Diplomat 1977-1989, Durango 2000-2007, Intrepid 1993-2004, Magnum 1978-1979, Mini Van 1984-1985, Miranda 1980-1983, Monaco 1975-1978, Nitro 2007-2009, Ram 1994-2005, Ramcharger 1974-1993, Royal Mini Ram 1984-1985, Sprinter 2004-2005, St. Regis 1979-1981, Viper 2003-2005, W Series 1975-1993, FERRARI 308 1976-1983, 512BB 1980-1984, Dino 308 1976-1979, FORD Aerostar 1986-1997, Bronco 1983-1986, C 1981-1989, CF 1986-1984, Country Sedan 1967-1974, Crown Victoria 1992-2009, Customs 1967-1977, E Series 1980-2005, Excursion 2000-2005, Expedition 1997-2007, Explorer 1991-2008, F 1980-2004, Fairmont 1978-1983, FT 1980-1990, Galaxie 1967-1974, Granada 1975-1982, L Series 1980-1985, Mustang 1979-2008, Ranger 1983-2008, School Bus Chassis 1980-1989, Thunderbird 1980-1997, ISUZU Amigo 1999-2000, Axiom 2002-2004, Rodeo 1999-2004 JEEP Cherokee 1980-2001, CJ 1974-1986, Comanche 1986-1992, Commander 2006-2009, Grand Cherokee 1993-2009, Liberty 2002-2009, Wagoneer 1980-1987, Wrangler 2007-2009, LINCOLN Aviator 2003-2005, Navigator 1989-2009, Town Car 1981-2009, MAZDA B Series 1994-2008, Navajo 1991-1994, MERCEDES BENZ 450 1973-80
M84548/10	CHEVROLET Chevette 1976-1987 (Outer), MERCEDES BENZ 190 Series 1984-1993 (Outer), PONTIAC T1000 1976-1988 (Outer), SAAB 99 900 1980-1992 (Gearbox), 99 1978-1979 (Gearbox), TRIUMPH TR7 1975-1981 (Outer), Spitfire 1975-1980 (Outer), Dalmatie 1972-1976 (Outer), GT6 1968-1973 (Outer), Vitesse 2 0 1966-1971 (Outer)
M86649/10	AUDI 100 1989-1990 100 (Inner and Outer), 80 90 1988-1990 (Inner and Outer), 80 80 Quattro 90 90 Quattro 100 100 Quattro 200 200 Quattro 1970-1991 (Inner), A3, A4, A5, A6, A8, Cabriolet, RS4, RS6, S4, S5, S6, S8, TT, V8 Quattro, Allroad Quattro 1990-1991, 5000 1988-1988, 4000 1978-1984 (Inner and Outer), Fox, Super 90 1970-1991, BMW 1500, 1600, 1602, 16000i, 2002, 2002i 1961-1971, 325iX 1988-1991, Z3, 318, 323 1991-2005 (Outer), 318i 320i 1979-1985 (Outer), 320i 1977-1978 (Outer), BUICK Centurion, Electra, Estate Wagon, LeSabre, Limited, Riviera, Super, Wildcat 1965-1984 (Outer), Century 1979-1981 (Outer), Skylark 1965-1979 (Outer), Gran Sport 1966-1970 (Outer), Sport Wagon 1966-1970 (Outer), Regal 1973-1987 (Outer), Skyhawk 1975-1980 (Outer), Rainier 2004-2007 (Outer), CADILLAC Calais, Limousine, DeVille, Fleetwood 1982-1990 (Outer), CHEVROLET Bel Air, Biscayne, Brookwood, Caprice, Estate Wagon, Impala, Kingswood, Police, Taxi, Townsman 1965-1993 (Outer), Camaro 1967-2002 (Outer), Caprice, Impala 1994-1996 (Outer), Chevelle/Malibu 1964-1983 (Outer), Chevy II, Nova 1962-1972, Corvette 1963-1982 (Outer), Monte Carlo 1976-1978 (Outer), Monza, Vega Silverado/Sierra HD, Suburban, Tahoe/Yukon, V-10/15 1973-1975 1983-2004 (Outer), 3/4 TON G20/G25, Express/Savana, P20/P25 2003-2006 (Inner and Outer), Astro / Safari 1985-2005 (Outer), Caballero, El Camino, Sprint 1964-1987, Colorado/Canyon 2004-2006 (Outer), S10 Blazer/S15 Jimmy, S10/S15 PU/Sonoma, Syclyone/Typhoon 1982-2005 (Outer), Trailblazer/Envoy 2002-2007 (Outer), CHRYSLER C-Series, Cordoba, Estate Wagon, Fifth Avenue, LeBaron, Nassau, Newport, New Yorker, Royal, Saratoga, Town & Country, Windsor, 300 1974-1989 (Outer), Imperial 1981-1983 (Outer), Aspen 2007-2008 (Outer), Dakota 1986-1998 (Outer), DODGE Aspen, Challenger Gen-1, Dart, Lancer, Police, Taxi 1966-1980 (Outer), Charger 1966-1979 (Outer), Coronet, Custom Series, Diplomat, Matador, Mirada, Monaco, Polara, Royal, Royal Monaco, St. Regis, Sierra, 330, 440, 880 1966-1989 (Outer), 1/2 TON A100 PICKUP / VAN, B100, B105, B1500 VANS, D100, (Inner and Outer), Elite, Fairlane, LTD II, Torino, Ranchero 1962-1974 (Inner and Outer), Fairmont 1978-1983 (Inner and Outer), Falcon, Maverick 1960-1977 (Inner and Outer), Granada 1975-1982 (Inner and Outer), Mustang 1964-1983 (Inner and Outer), Pinto 1971-1980 (Inner and Outer), Thunderbird 1975-1980 (Inner and Outer), Bronco, Econoline, E100, E150, F100, F150, E200, E250, F200, F250, Parcel Delivery, Pickup 1966-1976 (Transfer case) 1961-1978 (Inner and Outer), Ranger Elite 1976-1984 (Inner), Ecalt 1976-1983 (Inner), MASERATI Biturbo 1984-1989 (Outer), MAZDA B1600, B1800, B2000, B2200, B2300, B2500, B2600, B3000, B4000, MPV, Navajo, Tribute, CX-7, CX-9 1991-2007 (Outer), MERCEDES BENZ 400E, 420SEL 1986-1993 (Outer), 500 Series 1984-1988 (Outer), 300 Series 1975-1988 (Outer), 380 Series 1981-1985 (Outer), 280 Series, 450 Series 1973-1981 (Outer), 220 Series, 250 Series 1968-1973 (Outer), MITSUBISHI Starion 1984-1987 (Outer), Endeavor, Mighty Max, Montero, Montero Sport, Outlander, Raider PU, Van, Wagon 1983-1993 (Outer), PORSCHE 924, 944 1977-1988 (Inner), All models with 3-speed automatic transmission 1977-1991, SATURN VUE 2002-2005 (Outer) TOYOTA Tercel Wagon 1983-1988 (Inner), Carina, Celica, Corolla, Corona, Corona Mark II, Cressida, Crown, MR2, Starlet, Supra 1967-1984 (Inner and Outer), FJ Cruiser, Highlander, Highlander AWD, Landcruiser, Pickup, Previa, RAV4, RAV4 4WD, Sequoia, Sienna, Tacoma, Tundra, T100, Van, 4Runner 1987-2005 (Outer), VOLKSWAGEN TYPE I Beetle, Karmann Ghia, Super Beetle, Thing, TYPE III Fastback, Squareback 1969-1975, TYPE II Bus, EuroVan, Transporter, Van, Vanagon, Camper 1968-1991, TYPE IV 411, 412 1971-1974
M88048/10	ALFA ROMEO Milano 1987-1994 (Outer), 2000 Spider, Berlina, Graduate, Quadrifoglio 1976-1986 (Outer), AUDI 80 80 Quattro 90 90 Quattro 100 100 Quattro 200 200 Quattro 1976-1992 (Outer), A3, A4, A5, A6, A8, Cabriolet, RS4, RS6, S4, S5, S6, S8, TT, V8 Quattro, Allroad Quattro 1990-2005 (Outer), 4000 1978-1984 (Inner and Outer), Fox, Super 90 1970-1991, BMW 1500, 1600, 1602, 16000i, 2002, 2002i 1961-1971, 325iX 1988-1991, Z3, 318, 323 1991-2005 (Outer), 318i 320i 1979-1985 (Outer), 320i 1977-1978 (Outer), BUICK Centurion, Electra, Estate Wagon, LeSabre, Limited, Riviera, Super, Wildcat 1965-1984 (Outer), Century 1979-1981 (Outer), Skylark 1965-1979 (Outer), Sport Wagon 1966-1970 (Outer), Regal 1973-1987 (Outer), Skyhawk 1975-1980 (Outer), Rainier 2004-2007 (Outer), CADILLAC Calais, Limousine, DeVille, Fleetwood 1982-1990 (Outer), CHEVROLET Bel Air, Biscayne, Brookwood, Caprice, Estate Wagon, Impala, Kingswood, Police, Taxi, Townsman 1965-1993 (Outer), Camaro 1967-2002 (Outer), Caprice, Impala 1994-1996 (Outer), Chevelle/Malibu 1964-1983 (Outer), Chevy II, Nova 1962-1972, Corvette 1963-1982 (Outer), Monte Carlo 1976-1978 (Outer), Monza, Vega Silverado/Sierra HD, Suburban, Tahoe/Yukon, V-10/15 1973-1975 1983-2004 (Outer), 3/4 TON G20/G25, Express/Savana, P20/P25 2003-2006 (Inner and Outer), Astro / Safari 1985-2005 (Outer), Caballero, El Camino, Sprint 1964-1987, Colorado/Canyon 2004-2006 (Outer), S10 Blazer/S15 Jimmy, S10/S15 PU/Sonoma, Syclyone/Typhoon 1982-2005 (Outer), Trailblazer/Envoy 2002-2007 (Outer), CHRYSLER C-Series, Cordoba, Estate Wagon, Fifth Avenue, LeBaron, Nassau, Newport, New Yorker, Royal, Saratoga, Town & Country, Windsor, 300 1974-1989 (Outer), Imperial 1981-1983 (Outer), Aspen 2007-2008 (Outer), Dakota 1986-1998 (Outer), DODGE Aspen, Challenger Gen-1, Dart, Lancer, Police, Taxi 1966-1980 (Outer), Charger 1966-1979 (Outer), Coronet, Custom Series, Diplomat, Matador, Mirada, Monaco, Polara, Royal, Royal Monaco, St. Regis, Sierra, 330, 440, 880 1966-1989 (Outer), 1/2 TON A100 PICKUP / VAN, B100, B105, B1500 VANS, D100, (Inner and Outer), Elite, Fairlane, LTD II, Torino, Ranchero 1962-1974 (Inner and Outer), Fairmont 1978-1983 (Inner and Outer), Falcon, Maverick 1960-1977 (Inner and Outer), Granada 1975-1982 (Inner and Outer), Mustang 1964-1983 (Inner and Outer), Pinto 1971-1980 (Inner and Outer), Thunderbird 1975-1980 (Inner and Outer), Bronco, Econoline, E100, E150, F100, F150, E200, E250, F200, F250, Parcel Delivery, Pickup 1966-1976 (Transfer case) 1961-1978 (Inner and Outer), Ranger Elite 1976-1984 (Inner), Ecalt 1976-1983 (Inner), MASERATI Biturbo 1984-1989 (Outer), MAZDA B1600, B1800, B2000, B2200, B2300, B2500, B2600, B3000, B4000, MPV, Navajo, Tribute, CX-7, CX-9 1991-2007 (Outer), MERCEDES BENZ 400E, 420SEL 1986-1993 (Outer), 500 Series 1984-1988 (Outer), 300 Series 1975-1988 (Outer), 380 Series 1981-1985 (Outer), 280 Series, 450 Series 1973-1981 (Outer), 220 Series, 250 Series 1968-1973 (Outer), MITSUBISHI Starion 1984-1987 (Outer), Endeavor, Mighty Max, Montero, Montero Sport, Outlander, Raider PU, Van, Wagon 1983-1993 (Outer), PORSCHE 924, 944 1977-1988 (Inner), All models with 3-speed automatic transmission 1977-1991, SATURN VUE 2002-2005 (Outer) TOYOTA Tercel Wagon 1983-1988 (Inner), Carina, Celica, Corolla, Corona, Corona Mark II, Cressida, Crown, MR2, Starlet, Supra 1967-1984 (Inner and Outer), FJ Cruiser, Highlander, Highlander AWD, Landcruiser, Pickup, Previa, RAV4, RAV4 4WD, Sequoia, Sienna, Tacoma, Tundra, T100, Van, 4Runner 1987-2005 (Outer), VOLKSWAGEN TYPE I Beetle, Karmann Ghia, Super Beetle, Thing, TYPE III Fastback, Squareback 1969-1975, TYPE II Bus, EuroVan, Transporter, Van, Vanagon, Camper 1968-1991, TYPE IV 411, 412 1971-1974
M88048/10	ALFA ROMEO Milano 1987-1994 (Outer), 2000 Spider, Berlina, Graduate, Quadrifoglio 1976-1986 (Outer), AUDI 80 80 Quattro 90 90 Quattro 100 100 Quattro 200 200 Quattro 1976-1992 (Outer), A3, A4, A5, A6, A8, Cabriolet, RS4, RS6, S4, S5, S6, S8, TT, V8 Quattro, Allroad Quattro 1990-1991, 5000 1988-1988, 4000 1978-1984 (Inner and Outer), Fox, Super 90 1970-1991, BMW 1500, 1600, 1602, 16000i, 2002, 2002i 1961-1971, 325iX 1988-1991, Z3, 318, 323 1991-2005 (Outer), 318i 320i 1979-1985 (Outer), 320i 1977-1978 (Outer), BUICK Centurion, Electra, Estate Wagon, LeSabre, Limited, Riviera, Super, Wildcat 1965-1984 (Outer), Century 1979-1981 (Outer), Skylark 1965-1979 (Outer), Gran Sport 1966-1970 (Outer), Sport Wagon 1966-1970 (Outer), Regal 1973-1987 (Outer), Skyhawk 1975-1980 (Outer), Rainier 2004-2007 (Outer), CADILLAC Calais, Limousine, DeVille, Fleetwood 1982-1990 (Outer), CHEVROLET Bel Air, Biscayne, Brookwood, Caprice, Estate Wagon, Impala, Kingswood, Police, Taxi, Townsman 1965-1993 (Outer), Camaro 1967-2002 (Outer), Caprice, Impala 1994-1996 (Outer), Chevelle/Malibu 1964-1983 (Outer), Chevy II, Nova 1962-1972, Corvette 1963-1982 (Outer), Monte Carlo 1976-1978 (Outer), Monza, Vega Silverado/Sierra HD, Suburban, Tahoe/Yukon, V-10/15 1973-1975 1983-2004 (Outer), 3/4 TON G20/G25, Express/Savana, P20/P25 2003-2006 (Inner and Outer), Astro / Safari 1985-2005 (Outer), Caballero, El Camino, Sprint 1964-1987, Colorado/Canyon 2004-2006 (Outer), S10 Blazer/S15 Jimmy, S10/S15 PU/Sonoma, Syclyone/Typhoon 1982-2005 (Outer), Trailblazer/Envoy 2002-2007 (Outer), CHRYSLER C-Series, Cordoba, Estate Wagon, Fifth Avenue, LeBaron, Nassau, Newport, New Yorker, Royal, Saratoga, Town & Country, Windsor, 300 1974-1989 (Outer), Imperial 1981-1983 (Outer), Aspen 2007-2008 (Outer), Dakota 1986-1998 (Outer), DODGE Aspen, Challenger Gen-1, Dart, Lancer, Police, Taxi 1966-1980 (Outer), Charger 1966-1979 (Outer), Coronet, Custom Series, Diplomat, Matador, Mirada, Monaco, Polara, Royal, Royal Monaco, St. Regis, Sierra, 330, 440, 880 1966-1989 (Outer), 1/2 TON A100 PICKUP / VAN, B100, B105, B1500 VANS, D100, (Inner and Outer), Elite, Fairlane, LTD II, Torino, Ranchero 1962-1974 (Inner and Outer), Fairmont 1978-1983 (Inner and Outer), Falcon, Maverick 1960-1977 (Inner and Outer), Granada 1975-1982 (Inner and Outer), Mustang 1964-1983 (Inner and Outer), Pinto 1971-1980 (Inner and Outer), Thunderbird 1975-1980 (Inner and Outer), Bronco, Econoline, E100, E150, F100, F150, E200, E250, F200, F250, Parcel Delivery, Pickup 1966-1976 (Transfer case) 1961-1978 (Inner and Outer), Ranger Elite 1976-1984 (Inner), Ecalt 1976-1983 (Inner), MASERATI Biturbo 1984-1989 (Outer), MAZDA B1600, B1800, B2000, B2200, B2300, B2500, B2600, B3000, B4000, MPV, Navajo, Tribute, CX-7, CX-9 1991-2007 (Outer), MERCEDES BENZ 400E, 420SEL 1986-1993 (Outer), 500 Series 1984-1988 (Outer), 300 Series 1975-1988 (Outer), 380 Series 1981-1985 (Outer), 280 Series, 450 Series 1973-1981 (Outer), 220 Series, 250 Series 1968-1973 (Outer), MITSUBISHI Starion 1984-1987 (Outer), Endeavor, Mighty Max, Montero, Montero Sport, Outlander, Raider PU, Van, Wagon 1983-1993 (Outer), PORSCHE 924, 944 1977-1988 (Inner), All models with 3-speed automatic transmission 1977-1991, SATURN VUE 2002-2005 (Outer) TOYOTA Tercel Wagon 1983-1988 (Inner), Carina, Celica, Corolla, Corona, Corona Mark II, Cressida, Crown, MR2, Starlet, Supra 1967



TAPER ROLLER BEARINGS - INCH SERIES APPLICATION

PFI Ref.	Application
U298/U261L (SET 9)	BUICK Centurian, Electra, Estate Wagon, LeSabre, Riviera, Wildcat, 40, 50, 60, 70, 90 1977-1979, Century, GS, Skylark, Skylark Gran Sport, Special, Sportswagon 1969-1977, Regal 1973-1977, CHEVROLET Bel Air 1977-1979, Camaro 1987-1990, Chevelle/Malibu 1973-1977, Monte Carlo 1970 1973-1977, DODGE A100, B100, B150, B1500 VANS, D100, D150 PICKUP, Dakota, Durango, Ram 1500 PICKUP, Ram 1500 VAN, Ramcharger, W100, W150 PICKUP, WM300 Power Wagon PICKUP 1973-1997, Pickup, Power Wagon, Van, 200, 250 Series, 2500 Series, Sprinter 2500 4WD 1985-1993, FORD Econoline, E300, E350, F3, F350, Motor Home, Parcel Delivery, Pickup, Van, 3500 Series, E100, E150, F100, F150, Parcel Cherokee, Grand Cherokee 1984-1989, Comanche, FC Series, Gladiator, J Series, Pickup Truck, Sedan Delivery, Utility Wagon 1984-1989, KIA Amani, Magentis, Optima, Rio, Sedona, Sephia, Spectra, Sorento, Sportage 1998-2002, OLDSMOBILE Cruiser Wagon, Custom Cruiser, Holiday, Starfire, 88 Series, 98 Series 1977-1979, Cutlass, Cutlass Cruiser, F-85 Series, Jetstar 1, Vista Cruiser, 4-4-2 1970-1977, PONTIAC Bonneville, Catalina, Chieftain, Executive, Grand Safari, Grandville, Parisienne, Safari, Star Chief, 2+2 1977-1979
U399/U360L (SET 10)	CHEVROLET Bel Air, Biscayne, Brookwood, Caprice, Estate Wagon, Impala, Kingswood, Police, Taxi, Townsman, Caballero, El Camino, Sprint 1971-1976, FORD F100 1980-1983, F100, F150 1975-1983, E100, E150 Econoline 1975-1979, HONDA Passport 1994-1997, ISUZU Rodeo 6 Cyl. 1994-1995, JEEP Grand Wagoneer, Wagoneer, Wagoneer Limited 1963-1993 (Inner), Jeep, Jeepster, CJ5, CJ7, CJ8, DJ, Scrambler, Sahara, TJ, Wrangler 1966-1975 1994-2008 (Inner), Grand Cherokee 1994-1997 (Inner), Cherokee 1984-1989 (Inner), J2000, J10 1963-1985 (Inner), NISSAN Frontier 2006-2008, Titan 2004-2008
U399A/U365L (SET 20)	FORD Brougham, Country Sedan, Country Squire, Crown Victoria, Custom, Edsel, Galaxie, LTD, Parklane, Ranch Wagon, Squire, Skyliner, XL, Elite, Fairlane, LTD II, Torino, Ranchero 1974-1979, Thunderbird 1974-1979, E100, E150 Econoline 1974-1988, F100, F150 1974-1986, E200, E250, F200, F250 1973-1974, Bronco 1978-1987, LINCOLN Continental, LS, Mark Series, Town Car, Versailles 1974-1979, MERCURY Brougham, Colony Park, Commuter, Grand Marquis, Marquis, Marauder, Medalist, Montclair, Monterey, Park Lane 1974-1979, Montego 1975-1976, Cougar, XR-7 1974-1979
U497/U460L (SET 80)	NISSAN Titan 2009

HUB UNITS



PHU2001



PHU2009



PHU2012



PHU2016



PHU2018



PHU2019



PHU2020



PHU2025



PHU2136



PHU2148



PHU2155



PHU2156

NEW



PHU2165



PHU2178



PHU2191



PHU2194



PHU2303



PHU3011K



PHU3013



PHU3016



PHU3017



PHU3018



PHU3030



PHU3035



HUB UNITS



PHU3044



PHU3061



PHU3074



PHU3075



PHU3080



PHU3084



PHU3087



PHU3089



PHU3098



PHU3100



PHU3107



PHU3111



PHU3115



PHU3121



PHU3122



PHU3123



PHU3124



PHU3137



PHU3138



PHU3156



PHU3158



PHU3159



PHU3193



PHU3200

HUB UNITS



PHU3202



PHU5001



PHU5003



PHU5004



PHU5006



PHU5014

NEW



PHU5024



PHU5053



PHU5058

NEW




PHU8506

NEW



PHU8507



PHU10872



PHU12894

NEW



PHU52000



PHU52001



PHU55200



PHU56000



PHU56010



PHU57000



PHU58000



PHU59000

NEW



PHU59001

NEW



PHU590072

NEW



PHU590095

NEW



HUB UNITS



NEW

PHU590100

HUB UNITS APPLICATION AND INTERCHANGE



PFI Ref.	Application	Interchange
PHU2001	BUICK Skylark, Somerset, Somerset Regal 1991-1998, CHEVROLET Beretta, Cavalier, Corsica 1992-2005, OLDSMOBILE Achieva, Alero, Cutlass Calais, Cutlass Calais International, Cutlass Calais Supreme 1985-1998, PONTIAC	Timken 512001
PHU2009	LEXUS ES300 1992-2001, RX300 1999-2003, TOYOTA Avalon 1995-2004, Camry 1987-2001, Solara 1999-2003	Koyo DACF1022CS20, NSK 30BWK17Y2, Toyota 4240906010, SKF GRW168
PHU2012	AUDI A3, A4, A6, A8, Cabriolet, RS6, S4, S6, S8, TT, V8 Quattro, Allroad Quattro 2000-2006, VOLKSWAGEN Cabrio, Cabriolet, Corrado, Dasher, Fox, Golf, GTI, Jetta, New Beetle, Passat, Rabbit, Scirocco, Quantum, Quantum Synchro 1998-2005, rear wheel	Timken 512012
PHU2016	NISSAN Altima, Axxess, F10, Maxima, NX, Pulsar, Sentra, Sentra AWD, Stanza, Stanza AWD, 200SX, 310 1990-2001, rear wheel	Timken 512016
PHU2018	CHEVROLET Metro, Nova, Prizm, Spectrum, Sprint 1993-2002, TOYOTA Avalon, Camry, Camry AWD, Camry Solara, Celica, Celica AWD, Corolla, Corolla AWD, Corolla FX, Echo, Matrix, Paseo, Prius, Tercel, Tercel Wagon 4WD, Yaris 2002, rear wheel	Timken 512018
PHU2019	CHEVROLET Metro, Prizm, Spectrum, Storm 1993-1995, TOYOTA Avalon, Camry, Camry AWD, Camry Solara, Celica, Celica AWD, Corolla, Corolla AWD, Corolla FX, Echo, Matrix, Paseo, Prius, Tercel, Tercel Wagon 4WD, Yaris 1993-1995, rear wheel	Timken 512019
PHU2020	HONDA Accord 1994-1997, rear wheel	Timken 512020
PHU2025	NISSAN Sentra 1992-2002, Tsubame 1992-2000, Tsuru 1993-1999, Lucino 1996-2000	Timken 512025
PHU2136	CHRYSLER Cirrus, Sebring 1996-2005, DODGE Avenger 1995-2000, Stratus 2001-2005, EAGLE Medallion, Premier, Summit, Talon, Vision, Vista, 2000 GTX 1995-1998, MITSUBISHI Cordia, Diamante, Eclipse, Eclipse AWD, Expo, Expo AWD, Galant, Galant AWD, Galant Sigma, Lancer, Mirage, Precis, Tredia, 3000GT, 3000GT AWD 1995-2005	Timken 512136
PHU2148	MITSUBISHI Colt 1992-1996, Lancer 1993-2003, rear wheel w/ disc brakes	FAG 713619160, Mitsubishi MB663630, MB844220, MR297725, SNR R173.24, Timken 512148
PHU2155	CHRYSLER Town & Country Van, Voyager 1996-2000, DODGE Caravan, Grand Caravan, Mini Ram Van 1996-2000, PLYMOUTH Grand Voyager, Voyager 1996-2000, rear wheel	Timken 512155
PHU2156	CHRYSLER Town & Country Van, Voyager 1996-2000, DODGE Caravan, Grand Caravan, Mini Ram Van 1996-2000, PLYMOUTH Grand Voyager, Voyager 1996-2000, rear wheel	Chrysler 4683514, 4721514, 4721515, NSK 53BWKH01F4Y5CP11, SKF BR930063, BR930067, Timken 512156
PHU2165	HYUNDAI Accent 1994-2000, Elantra 1996-2000, Tiburon 1997-2001, rear wheel with ABS	Hyundai 5271022600, 5271029400, SNR R184.3
PHU2178	HONDA Accord 1998-2002, rear wheel	FAG 713617790, SKF VKBA3954,
PHU2191	HYUNDAI Sonata 2002-2005, KIA Optima 2001-2006	SKF BR930283, Timken 512191
PHU2194	HYUNDAI Elantra 2001-2006, rear wheel	SKF BR930262, Timken 512194
PHU2303	NISSAN Sentra, Tsuru 2000-2006	Nissan 43202-4M400, NSK HO/27BWK06A-Y-2CA01, NTN HUB 1845, Timken 512303
PHU3011K	BUICK Century 1982-1989, Skylark, Somerset, Somerset Regal 1980-1984, CHEVROLET Celebrity 1982-1989, Citation 1980-1985, OLDSMOBILE Cutlass Ciera, Cutlass Cruiser, Omega 1980-1989, PONTIAC Phoenix 1980-1984, AWD 6000 1982-1989, rear wheel, Fiero 1984-1988, rear wheel	Timken 513011K
PHU3013	BUICK Riviera, Reatta 1979-1985, CADILLAC Eldorado 1979-1985, Seville 1980-1985, CHEVROLET/GMC TRUCK S10 Blazer/S15 Jimmy, S10/S15 PU/Sonoma, Syclone/Typhoon 1983-1993, OLDSMOBILE Toronado, Toronado Trofeo 1979-1985, front wheel	Timken 513013



HUB UNITS APPLICATION AND INTERCHANGE

PFI Ref.	Application	Interchange
PHU3016	BUICK Century 1983-1993, Electra, Electra Park Avenue, LeSabre, Park Avenue 1985-1991, Riviera, Reatta 1986-1988, CADILLAC Allante 1987-1988, DeVille, Fleetwood 1985-1991, Eldorado 1986-1988, Seville 1986-1988, CHEVROLET 1983-1990, Lumina APV, Venture 1990-1991, OLDSMOBILE Cutlass Ciera, Cutlass Cruiser, Omega 1983-1993, Eighty-Eight's, Ninety-Eight's, Touring Sedan 1985-1991, Toronado, Toronado Trofeo 1986-1988, Bravada 1991, Silhouette 1990-1991, PONTIAC Bonneville 1987-1991, 6000 1983-1991, Montana, Trans Sport 1990-1991	Timken 513016-K
PHU3017	BUICK Skyhawk 1984-1989, Skylark, Somerset, Somerset Regal 1985-1998, CADILLAC Cimarron 1984-1988, CHEVROLET Beretta, Cavalier, Corsica 1984-2005, OLDSMOBILE Achieva, Alero, Cutlass Calais, Cutlass Calais International, Cutlass Calais Supreme 1985-1998, OLDSMOBILE Grand Am 1985-1998, PONTIAC J2000, Sunbird 1984-1994, Sunfire 1995-2005, front wheel	Timken 513017
PHU3018	BUICK Century 1983-1993, Electra, Electra Park Avenue, LeSabre, Park Avenue 1985-1992, Regal 1988-1993, Riviera, Reatta 1986-1990, CADILLAC DeVille, Fleetwood 1985-1993, Eldorado 1986-1990, Seville 1986-1990, CHEVROLET Celebrity 1983-1990, Impala, Lumina, Monte Carlo 1990-2002, Light Truck Lumina APV, Venture 1990-1991, OLDSMOBILE Achieva, Alero, Cutlass Calais, Cutlass Supreme 1988-1994, Cutlass Ciera, Cutlass Cruiser, Omega 1983-1993, Eighty-Eight's, LSS, Ninety-Eight's, Touring Sedan 1985-1993, Toronado, Toronado Trofeo 1986-1990, Silhouette 1990-1991, PONTIAC Bonneville 1987-1992, Grand Prix 1988-1996, AWD 6000 1983-1991, Montana, Trans Sport 1990-1991, rear wheel	Timken 513018
PHU3030	FORD Escort, EXP, ZX2 1990-2003, MAZDA GLC (81-85), Mazda3, Mazda5, Mazda6, Millenia, MX-3, MX-6, Protege, Protege AWD, 323, 323 AWD, 626 (83->) 1990-2003, MERCURY Tracer 1991-1999	Timken 513030
PHU3035	HONDA Civic, Civic CVCC, Civic Hybrid 1985-2000, CRX 1985-1991, Del Sol 1993-1997, rear wheel	Timken 513035
PHU3044	BUICK Regal 1988-1996, CHEVROLET Impala, Lumina, Monte Carlo 1990-2001, OLDSMOBILE Achieva, Alero, Cutlass Calais, Cutlass Calais	Timken 513044
PHU3061	CHEVROLET/GMC TRUCK S10 Blazer/S15 Jimmy, S10/S15 PU/Sonoma, Syclone/Typhoon 1991-1997, OLDSMOBILE Bravada 1991-1996, front wheel	Timken 513061
PHU3074	CHRYSLER Town & Country Van, Voyager 1990-1995, DODGE Caravan, Grand Caravan, Mini Ram Van 1989-1995, PLYMOUTH Grand Voyager, Voyager 1989-1995, front wheel	Timken 513074
PHU3075	CHRYSLER 300M, Concorde, Daytona, Dynasty 'E' Class, Imperial, Laser, LeBaron, LHS, New Yorker 1989-1995, Town & Country Van, Voyager from 2000 1991-1995, DODGE Aries, Daytona, Dynasty, Lancer, Shadow, Spirit, 600 1989-1995, Caravan, Grand Caravan, Mini Ram Van 1991-1995, PLYMOUTH Acclaim, Caravelle, Reliant, Sundance 1991-1995, Grand Voyager, Voyager 1991-1995	Timken 513075
PHU3080	HONDA Accord REAR WHEEL 1995-1997 (4 Cyl.)(Drum) HONDA Accord REAR WHEEL 1990-1994 (Coupe)(Sedan)(Drum) HONDA Accord REAR WHEEL 1990-1991 (Non-ABS)(Disc)	Timken 513080
PHU3084	JEEP Wrangler 1995-1999, Grand Cherokee 1990-1998, Cherokee 1994-1998, front wheel	Timken 513084
PHU3087	BUICK Century 1991-1996, Le Sabre 1993-1999, Park Avenue 1993-1996, CADILLAC Deville 1992-1996, Eldorado 1993-1996, Seville 1993-1996, CHEVROLET Lumina 1992-1994, OLDSMOBILE Eighty-Eight 1992-1999, Eighty Eight Royale 1995, Silhouette 1992-1996, PONTIAC Bonnvile 1993-1999 all front wheel	Timken 513087
PHU3089	CHRYSLER Concorde 1993-2002, Intrepid 1993-2004, LHS 1994-2002, New Yorker 1994-1997, DODGE Intrepid 1994-2002, front wheel	Timken 513089
PHU3098	Honda Accord 1990-1993, Honda Accord Station Wagon 1991-1997, Honda Accord 4L engine 1990-1997	Timken 513098
PHU3100	FORD Taurus 1996-2007, LINCOLN Continental 1995-2002, MERCURY Sable 1996-2005, front wheel	Timken 513100

HUB UNITS

APPLICATION AND INTERCHANGE



PFI Ref.	Application	Interchange
PHU3107	JEEP Jeep, Jeepster, CJ5, CJ7, CJ8, DJ, Scrambler, Sahara, TJ, Wrangler 1987-1989, Cherokee, Grand Cherokee 1984-1989, Comanche, FC Series, Gladiator, J Series, Pickup Truck, Sedan Delivery, Utility Wagon 1984-1989	Timken 513107
PHU3111	BMW - 3 Series 318i, 318is, 318ti, 320i, 323i, 323is, 323ci, 325, 325e, 325es, 325i, 325is, 325ix, 325ci, 325xi, 328i, 328is, 328ci, 328xi, 330i, 330ci, 330xi, 335xi, M3, Z3 FRONT WHEEL 1984-1991	Timken 513111
PHU3115	FORD Mustang; incl. Boss, Cobra, GT, Mach I, McLaren, Saleen, Shelby, SVO, SVT, Shelby GT500 1994-2004	Timken 513115
PHU3121	BUICK Century 197-2002, Regal 1997-1999, CADILLAC Deville 1997-2001, Eldorado 1993-2002, Seville 1997-2002, CHEVROLET Impala 2000-2001, Venture 1997-2004, OLDSMOBILE Silhouette 2002-2004, PONTIAC Grand Prix	Timken 513121
PHU3122	CHRYSLER Town & Country Van, Voyager 1996-2000, DODGE Caravan, Grand Caravan, Mini Ram Van 1996-2000, PLYMOUTH Grand Voyager, Voyager 1996-2000	Timken 513122
PHU3123	CHRYSLER Town & Country Van, Voyager 1996-2006, DODGE Caravan, Grand Caravan, Mini Ram Van 1996-2002, PLYMOUTH Grand Voyager, Voyager 1996-2006	Timken 513123
PHU3124	CHEVROLET/GMC TRUCK S10 Blazer/S15 Jimmy, S10/S15 PU/Sonoma, Syclone/Typhoon 1997-2004, Trailblazer/Envoy 1998-2000, ISUZU Amigo, Ascender, Axiom, Hombre, Oasis, P'up, Pickup, Rodeo, Rodeo Sport, Trooper, Trooper II, VehiCROSS 1998-2000, OLDSMOBILE Bravada 1997-2001, front wheel	Timken 513124
PHU3137	CHEVROLET Malibu, Fleet Classic 1997-2005, OLDSMOBILE Achieva, Alero, Cutlass Calais, Cutlass Supreme 1999-2004, PONTIAC Grand Am 1999-2005, front wheel	Timken 513137
PHU3138	CHRYSLER Cirrus, Sebring 1995-2006, DODGE Stratus 1995-2006,	Timken 513138
PHU3156	FORD Freestar, Windstar 1999-2003, front wheel	Timken 513156
PHU3158	JEEP Jeep, Jeepster, CJ5, CJ7, CJ8, DJ, Scrambler, Sahara, TJ, Wrangler 2000-2006, Cherokee, Grand Cherokee 2000-2001, front wheel	Timken 513158
PHU3159	Jeep Cherokee, Grand Cherokee 1999-2004, front wheel	Timken 513159
PHU3193	SUZUKI Vitara 2001-2006, Sidekick 2001-2006, Samurai 2001-2006, front wheel w/ ABS brakes	NSK 41BWK03, SKF BR930308, Suzuki 43401-65D00, 4340165D10, Timken
PHU3200	CHEVROLET/GMC TRUCK S10 Blazer/S15 Jimmy, S10/S15 PU/Sonoma, Syclone/Typhoon 1998-2005, front wheel	Timken 513200
PHU3202	FORD Brougham, Country Sedan, Country Squire, Crown Victoria, Custom, Edsel, Galaxie, LTD, Parklane, Ranch Wagon, Squire, Skyliner, XL 1997-2002, LINCOLN Continental, LS, Mark Series, Town Car, Versailles 1997-2002, MERCURY Brougham, Colony Park, Commuter, Grand Marquis, Marquis, Marauder, Medalist, Montclair, Park Lane 1997-2002, front wheel	Timken 513202
PHU5001	CHEVROLET/GMC TRUCK 1/2 TON Blazer/Jimmy (Full Size), C-10/15, K-10/15, R-10/15, Silverado/Sierra, Silverado/Sierra HD, Suburban, Tahoe/Yukon, V-10/15 1988-1994, 3/4 TON C-20/25, K-20/25, R-20/25, Silverado/Sierra, Suburban, Silverado 2500 HD, V-20/25, Yukon XL 2500 1988-1994, front wheel	Timken 515001
PHU5003	FORD Aerostar, Bronco, Explorer, Ranger 1995-2002, MERCURY Mountaineer 1997-2001, front wheel	Timken 515003
PHU5004	FORD Expedition 1997-2000, LINCOLN Aviator, Blackwood, Mark LT, Navigator 1998-2000, front wheel	Timken 515004
PHU5006	DODGE 1/2 TON A100 PICKUP / VAN, B100, B150, B1500 VANS, D100, D150 PICKUP, Dakota, Durango, Nitro, Ram 1500 PICKUP, Ram 1500 VAN, Ramcharger, W100, W150 PICKUP, WM300 Power Wagon 1994-1999, front wheel	Timken 515006
PHU5014	FORD Ranger 2000-2008, MAZDA B3000 2000, B4000 2000	Ford YL541104BA, Timken 515014
PHU5024	CADILLAC Escalade, Escalade ESV, Escalade 1999-2000, CHEVROLET/GMC TRUCK 3/4 TON C-20/25, K-20/25, R-20/25, Silverado/Sierra, Suburban, Silverado 2500 HD, V-20/25, Yukon XL 2500 1995-2000, front wheel	Timken 515024









HUB UNITS APPLICATION AND INTERCHANGE

PFI Ref.	Application	Interchange
PHU5053	CADILLAC Escalade, Escalade ESV, Escalade 2002-2005, CHEVROLET/GMC TRUCK 1/2 TON Avalanche 2002-2006, Blazer/Jimmy (Full Size), C-10/15, K-10/15, R-10/15, Silverado/Sierra, Silverado/Sierra HD, Suburban, Tahoe/Yukon, V-10/15 2000-2004, G10/G15, Express/Savana, P10/15 2003-2007, 3/4 TON G20/G25, Express/Savana, P20/P25 2003-2005, front wheel	Timken 515053
PHU5058	CHEVROLET Avalanche 2500 2002-2006, Silverado 1500 2001-2006, Silverado 2500 1999-2004, Silverado 2500 HD 2001-2006, Silverado 3500 2005-2007, Suburban 2500 200-2006, GMC Sierra 1500 2001-2006, Sierra 1500 HD 2001-2006, Sierra 2500 1999-2004, Sierra 2500 HD 2001-2006, Sierra 3500 2005-2007, Sierra Denali 2002-2006, Yukon 2000-2006, Yukon Denali 2001-2006, Yukon XL 1500 2000-2006, HUMMER H2 2003-2007	SKF BR930416, Timken 515058
PHU8506	TOYOTA Camry 1983-1991, front wheel	SKF BR930200K, Timken 518506
PHU8507	CHEVROLET Prizm 1993-2002, TOYOTA Corolla 1993-2002, front wheel	Timken 518507, SKF BR930300K
PHU10872	RENAULT Espace 1984-1996, Fuego 1980-1985, Sport Spider 1995-1999, 18 1978-1986, 20 1980-1983, 21 1986-1994, 25 1984-1992, 30 1982-1986, front wheel	SKF BA2B445533A, SNR TGB10872, Renault 7703 090 222
PHU12894	CITROEN BX 1983-1993, C15 1984-1997, Xantia 1993-1998, PEUGEOT 305 1982-1987, 405 1987-1996, rear wheel	Citroen 3701.42, 954 961 46, 955 888 2680, FAG 713640260, Peugeot 3701.42, 954 961 46, 955 888 2680, SKF BAFB444450, VKBA743, SNR TGB12894, R159.15
PHU52000	HYUNDAI Accent 2005, Getz 2002-2005, KIA Picanto 2004-2005, Rio 2005, 4x2 rear wheel	Hyundai 52750-1G100, 52750-1C100
PHU52001	HYUNDAI Tucson 4x4 2004-2009, rear wheel	Hyundai 52710-2E100
PHU55200	HYUNDAI Atos 1.0i and Atos Prime 1.0i 1.1i 1998-2004, rear wheel without ABS	Hyundai 52710-02500
PHU56000	TOYOTA	NSK 54KWH02, Toyota 43560-26010
PHU56010	TOYOTA Hilux 4x4 2007-2010, front wheel	NSK 54KWH01, Koyo DU 5496-S, Toyota 90080-37030
PHU57000	MITSUBISHI L200 2.5D 2006-2008, front wheel	Koyo 2 DUF050N-7, Mitsubishi MR992374
PHU58000	NISSAN bus E25/Urvan, front wheel	Nissan 40210-VW000
PHU59000	AUDI A2 2000-2005, SEAT Cordoba 2002-2008, Ibiza 2002-2009, SKODA Fabia 1999-2008, Roomster 2006-2010, VOLKSWAGEN Fox 2005-2008, Polo 2002-2009, all front axle	FAG 713610470, SKF VKBA3569, SNR R157.32, Timken K83109, Volkswagen 6Q040762AD, 6Q040762AJ, 6Q040762BR, 6Q040762BT
PHU59001	AUDI A2 2000-2005, SEAT Cordoba 2002-2008, Ibiza 2002-2009, SKODA Fabia 1999-2008, VOLKSWAGEN Fox 2005-2008, Polo 2002-2009, all rear axle	Audi 6Q0 598 611, FAG 713610490, Seat 6Q0 598 611, SNR R157.31, SKF VKBA3567, Skoda 6Q0 598 611, VW 6Q0 598 611
PHU590072	MAZDA 3 2003-2009, front wheel with integral ABS sensor (fits both ABS and non-ABS vehicles)	FAG 713615760, Mazda 3N61-2C300-A, 3N61-2C300-AD, SKF VKBA6800, SNR R170.41, Timken HA590072, HA590097
PHU590095	FORD Fusion 2006-2010, LINCOLN MKZ 2007-2010, Zephyr 2006, MAZDA 6 2003-2008, MERCURY Milan 2006-2010, rear wheel	NTN HUB228, Timken HA590095
PHU590100	FORD Fusion 2006-2010, LINCOLN MKZ 2007-2010, Zephyr 2006, MAZDA 6 2003-2008, MERCURY Milan 2006-2010, rear wheel w/ ABS	NSK 36BWK02, Timken HA590100

NEEDLE BEARINGS



 F235208 28.1x35.2x14.6 <i>NEW</i>	 NB-101 17x23.8x17.4	 NB-102 11x17.5x16.5	 NB-103 18x24x12
 NB-104 17x23.8x17.4	 NB-105 11x17.5x16.5	 NB-106 11x16x12.7	 NB-107 17x23.85x18.5
 NB-108 6x10x8	 NB-109 17x23.8x31.5	 NB-110 19x25.4x14	 NB-111 30.2x36.5x13.4
 NB-112 17x24x20	 NB-119 17x23.8x22.5	 NB-1620 25.4x33.34x31.5 <i>NEW</i>	 PNK253515 25x35x15



NEEDLE BEARINGS APPLICATION AND INTERCHANGE

PFI Ref.	Application	Interchange
F235208	BOSCH starters 0001120400, -401, -402, -403,-404, -405, -406, -407,-408,-409,-410	Bosch 1000917009, Cargo 142001
NB-101	Chrysler, Delco, Ford alternators	Chrysler 2095037, 2098512, 3755184; Delco 1957004, 7451326, 7451931, 7454763, 9418076, 9427225, 9432038, 9437305, 9438527, 9441879; Ford D2OZ-10A304-A, D4HZ-10A304-A; Leece Neville 58734; Prestolite X-3417, INA F-45853
NB-102	Opel, Vauxhall	Delco 3472455; INA 56769
NB-103	Valeo D9R73, D9R89, D9R105, D9R116, D9R134, D9R149 starters	INA HK-1812
NB-104	Chrysler Marine alternators; Delco 10DN alternators; Leece Neville 2300-2800JB alternators	Delco 9433301, 9437211, 9437221; Leece Neville 78625; SKF BA609
NB-105		
NB-106	Delco 5MT, SD250, 255, 260 Direct Drive starters (DE & CE)	Delco 10469066, 9441607; INA SCE-78
NB-107		
NB-108	Bosch 108 Series PMGR starters; Ford PMGR starters	Ford E9OF-11448-BA; INA HK-0608
NB-109	Delco 20, 22, 27, 40Si alternators	Delco 7451782, 9437171; INA FC66217; Torrington DB-50430
NB-110	Ford PMGR noseless starters (DE) used on 2003-99 Ford Excursion, Expedition, F Series P'up, Thunderbird; Lincoln Blackwood, LS, Navigator	Ford F81U-11448-CA; Torrington JT-129
NB-111		INA F-1234592.2
NB-112	NIPPONDENSO starters used on Case IH, International, John Deere, Peterbilt and UPS trucks	Nippondenso 949105-0130; KOYO MFNM17200H-1
NB-119	DELCO 15SI/Type 116, 21SI series alternators	INA F-392380, Delco 9439542, 10472936
NB-1620	PULLMASTER M50 Planetary Hydraulic Winch	INA SCH1620, NSK VSH1620, Torrington BH-1620
PNK253515	VENTO motorcycle gearboxes	

CLUTCH RELEASE BEARINGS



			
PCR2080 23.50x54.70x36.40	PCR2091 23.60x34x12	PCR2115 30x65x28	PCR2168 28x88x26
			
PCR2169 33.1x64x48	PCR2191 26.30x53x37	PCR2195 8x33x19	PCR2215 35x65x32
			
PCR2216 25.7x79.2x21.5	PCR2238 39x69.3x31	PCR2239 26.50x84x53	PCR2241 31.10x63.50x30.50
			
PCR2433 27x53.60x30	PCR2516 25.7x79.2x21.5	PCR2601 34x42x23.90	PCR3500 40x75x19
			
PCR3502 40x70x20	PCR3505 38.10x67x16.5	PCR3507 36x71x36	PCR3515 32x60x21
			
PCR3539 52.4x94x20	PCR3541 70x117x27	PCR3552 31.8x46x35.5	PCR3559 37x69.4x42



CLUTCH RELEASE BEARINGS



PCR3564
33x66x27



PCR3567
28x54x23.4x59.4



PCR3579
32x75x34.40



PCR3592
32x46x32



PCR3600
36x71.2x35.5



PCR3602
29x56.8x21



PCR3606
42x81.4x19



PCR3615
35x44x30



PCR3623
28x57.5x24.5



PCR3643
35x68x30



PCR3666
32x62.5x37.40



PCR3673
28x40x20.75



PCR3674
27x38x26.5



PCR3675
28x50.3x24.2x60



PCR48TKB3204R
32x40x50.5



PCR614014
36.525x70.104x34.544



PCR614018
34.989x70.104x31.648



PCR68TKZ3201R
32x87x42



PCRCT1310ARSED
63.5x102x20.57

CLUTCH RELEASE BEARINGS APPLICATION AND INTERCHANGE



PFI Ref.	Application	Interchange
PCR2080	RENAULT 4 1962-1993, 5 1972-1985	Renault 77 00 519 170, 77 00 638 870, 77 00 676 150, 77 01 348 231, 77 01 616 841, LUK 500.0040.10, SKF VKC2080
PCR2091	AUDI 80 1972-1986, Coupe 1980-1988, 90 1984-1987, 100 1976-1991, 200 1983-1991, VOLKSWAGEN Passat 1973-1988, Santana 1981-1984, LT 28-35 Bus 1975-1996, LT 40-55 Box 1975-1996	Audi/Volkswagen 019 141 165, 088 141 165B, 091 141 165D, 113 141 165B, SKF VKC2091
PCR2115	CITROEN CX 1985-1994, C25 Bus 1985-1994, FIAT Ducato 1982-1994, Talento 1989-1994, PEUGEOT J5 1981-1990	Citroen 95492693, 95496167, Fiat 95492693, Peugeot 2041.28, 2041.53, Renault 77 00 576 298, 77 00 589 253, 77 01 348 537, SKF VKC2115
PCR2168	ALFA ROMEO 145 1996-2001, 146 1996-2001, 147 2003-2006, 164 1987-1998, GTV 1995-1998, Spider 1995-2005, FIAT Brava 1995-2001, Bravo 1995-2001, Croma 1985-1996, Doblo 2001-2006, Duna 1987-1991, Elba 1986-1996, Fiorino 1980-2001, Grande Punto 2005-2006, Idea 2004-2006, Marea 1999-2006, Multipla 1997-2006, Palio 1997-2007, Punto 1994-2007, Regata 1983-1989, Siena 1998-2007, Stilo 2002-2007, Strada 1999-2006, Tempra 1990-1996, Tipo 1988-1996, Uno 1983-2000, 147 1976-1995, LANCIA Dedra 1989-1999, Delta 1979-1999, Kappa 1994-2001, Libra 1999-2006, Prisma 1983-1992, Thema 1984-1993, Ypsilon 2006, SEAT Ibiza 1984-1999, Malaga 1984-1993	Alfa Romeo 6821336, 60805112, 60811561, Fiat 4409361, 46539189, 46821336, 55204447, 5967728, 60805112, 60811561, 73503442, 7588805, 7681283, 7799778 Innocenti 7681283, Lancia 46821336, 73503442, 7681283, 7799778, Seat SE 022125316 A, Luk 500 0202 11, SKF VKC2168
PCR2169	DAF 400 series Box 1989-1993, PEUGEOT 404 1963-1968, 504 1968-1987, 505 1981-1993, 604 1979-1986	Peugeot 2041.27, 2041.35, 2041.43, 91535743, Luk 500 0245 10, SKF VKC2169
PCR2191	RENAULT Clio 1990-1998, Laguna 1993-2001, Rapid 1985-1998, Twingo 1993-2004, Super 5 1984-1996, 19 1988-1996, 21 1986-1994, VOLVO 440 1988-1996, 460 1989-1996, 480 1987-1996	Renault 77 00 725 237, 77 00 869 415, 77 04 001 430, Volvo 3411119-5, 3467165, Luk 500 0254 10, SKF VKC2191
PCR2195	AUDI A3 1996-2000, SEAT Cordoba 1993-1999, Cordoba Vario 1997-1999, Cordoba Hatchback 1999-2002, Cordoba Vario 1999-2006, Ibiza 1993-2002, Inca 1995-2006, Leon 1999-2006, Toledo 1991-2005, SKODA Octavia 1997-2005, VW Jetta 1998-2005, Caddy 1982-1992, Caddy Estate 1995-2004, Caddy Box 1995-2004, Golf 1974-2006, Golf Cabriolet 1977-1998, Jetta 1978-1998, Polo 1995-2001, Scirocco 1974-1992	Audi 020 141 165 G, Rover GRB 240, GRB 241, Seat 020 141 165 G, Skoda 020 141 165 G, VW 020 141 165 G, 020 141 165 H, Luk 500 0249 11, SKF VKC 2195
PCR2215	OPEL Agila 2003-2005, Ascona 1986-1988, Astra 1991-2001, Combo 1994-2001, Corsa A 1982-1993, Corsa B 1996-2000, Kadett 1984-1994, Omega 1986-1994, Senator 1987-1993, Tigra 1994-2000, Vectra 1988-1995	Opel 0668650, 0668652, 0668653, 90250658, 90250663, 90278910, Luk 500 0320 10, SKF VKC2215
PCR2216	CITROEN AX 1986-1997, Berlingo 1996-1999, BX 1982-1994, C15 1984-1997, Evasion 1994-2002, Jumpy 1995-2005, Saxo 1996-2003, Xantia 1993-2003, XM 1989-2000, Xsara 1997-2000, ZX 1991-1998, FIAT Scudo 1996-2009, Ducato Multijet 2.2D 2006, MINI 2001-2009, PEUGEOT 106 1991-1997, 205 1987-1998, 3 Hatchback 1993-2001, 306 1994-2002, 309 1989-1993, 405 1987-1996, 406 1995-2004, 605 1989-1999, 806 1994-2002, Expert 1996-2000, Partner 1996-1998	Citroen/Peugeot 2041.42, 2041.60, 2041.67, Fiat 9609088280, 9609088288, 9617860880, LUK/INA 500 0327 10, SKF VKC2216
PCR2238 (PCR50TKA3805)	DAEWOO Espero 1995-1999, Evanda 2002, Kalos 2003, Lanos 1997-2002, Leganza 1997-2002, Nexia 1995-1997, Nubira 1997-2002, OPEL Ascona 1981-1988, Astra 1991-1998	NSK 50TKA3805, Daewoo 90251210, 96181631, Opel 668651, 90251210, 90251702, 90278834, 90278884, Saab 8732232
PCR2239	CITROEN XM 1989-2000, Jumper 1994-2005, FIAT Ducato 1994-2002, PEUGEOT 605 1989-1999, Boxer 1994-2006	Citroen/Peugeot 2041.47, Fiat 9609263780, Luk 500 0462 30, SKF VKC 2239
PCR2241	AUDI A2 2000-2005, A3 1996-2006, A3 Sportback 2004-2006, TT 1998-2006, TT Roadster 1999-2006, SEAT Altea 2004-2006, Arosa 2000-2004, Cordoba 1996-2006, Ibiza 1996-2006, Leon 1999-2006, Toledo 1995-2006, SKODA Fabia 2000-2009, Octavia 1996-2005, VW Jetta 1998-2005, Caddy 1996-2004, Caddy 2005-2006, Corrado 1989-1995, Fox 2005-2006, Golf 1990-2006, Jetta 2005-2006, Lupo 1999-2005, New Beetle 1998-2006, Passat 1998-2006, Polo 1996-2006, Touran 2003-2006, Jetta III 1992-1998, Transporter 1990-2006, Multivan 2003-2006	Audi 02A 141 165 A, 02A 141 165 G, Seat 02A 141 165 A, 02A 141 165 E, 02A 141 165 G, Skoda 02A 141 165 A, 02A 141 165 E, 02A 141 165 G, VW 02A 141 165 A, 02A 141 165 E, 02A 141 165 G, 02A 141 165 M, Luk 500 0440 10, SKF VKC 2241
PCR2433	MITSUBISHI Carisma 1995-2006, Space Star 1998-2004, OPEL Arena 1998-2001, RENAULT Clio 1996-2005, Espace 1996-2002, Kangoo 1998-2005, Laguna 1993-2001, Megane 1996-2001, Scenic 1997-2005, Thalia 2000-2002, VAUXHALL Arena 1998-2001, VOLVO 1995-2003, V40 1995-2004	Mitsubishi M819939, Renault 77 00 102 781, 77 00 874 780, Volvo 30813705-8, 30819939-7, 3209429-4, SKF VKC2433



CLUTCH RELEASE BEARINGS APPLICATION AND INTERCHANGE

PFI Ref.	Application	Interchange
PCR2516	CITROEN AX 1986-1998, Berlingo 1996-2005, C15 1986-2005, C2 2003-2005, Evasion 1994-2002, Jumpy 1998-2005, Saxo 1996-2003, Xantia 1994-2003, Xsara 1997-2005, FIAT Scudo 1998-2000, Ulysse 1994-2002, PEUGEOT 106 1993-2006, 205 1989-2004, 206 1998-2006, 3 hatchback 1993-2001, 306 1994-2002, 406 1995-2004, 805 1994-2002, Expert 1996-2006, Partner 1996-2006	Citroen/Peugeot 2041.50, 2041.64, Fiat 9614677380, 9635856280, LUK/INA 500 0742 10, SKF VKC2516, Valeo 803046
PCR2601	AUDI A4 1995-2006, A6 1995-2005, Allroad 2000-2005, A8 1995-2002, 80 1987-1996, Coupe 1989-1996, Cabriolet 1993-2000, 90 1987-1991, 100 1990-1994, 200 1985-1991, FORD Escort 1992-1998, Granada 1976-1985, P100 1987-2005, Scorpio 1985-1994, Sierra 1984-1993, Transit 1985-2005, SKODA Superb 2002-2005, VW Passat 1996-2005, Phaeton 2002-2006	Audi 012 141 165 D, 012 141 165 E, 01E 141 165, 01E 141 165 B, Ford 4412070, 6164967, 88BB 7548 AA, ECB 135, Skoda 012 141 165 E, Luk 500 1050 10, SKF VKC2601
PCR3500 (PCRTK40-4A)	NISSAN 120 1976-1980, 1801977-1981, 200SX 1988-1999, 280ZX 1978-1984, 300ZX 1984-1990, Bluebird 1980-1984, Cedric 1987-1991, Laurel 1977-1989, Patrol 1979-1990, Pick-up 1982-1998, Serena 1992-1994, Silvia 1979-1988, Terrano 1987-1995, Urvan 1981-1997, Vanette 1983-1995	Nissan 3050221000, NSK TK40-4A, SKF VKC3500
PCR3502	DAIHATSU Charmant 1981-1987, TOYOTA Celica 1979-1986, Corolla 1979-1988, Cressida 1980-1985, Crown 1980-1985, Hilux 1984-1989, Landcruiser 1984-1993, Tercel 1979-1988, Hiace 1984-1989, Liteace 1985-1991	Koyo RCTS4067A2RR5, SKF VKC3502, Toyota 90363-40006, 90363-40015, 90363-40016, 90363-40019, 90363-40022
PCR3505 (PCRRCT38SL1)	HYUNDAI Pony 1974-1979, ISUZU Midi 1989, Trooper 1985-1991, Celeste 1977-1981, Galant 1977-1980, Lancer 1979-1980, Sapporo 1978-1980, OPEL Campo 1991-1996, ROVER 2000-3500 1977-1986, SUZUKI Carry 1980-1985, LJ80 1980-1984, SJ410 1981-1988, TOYOTA Carina 1976-1978, Celica 1973-1978, Corolla 1975-1980, TRIUMPH Spitfire 1965-1972, TR7 1976-1981	Koyo RCT38SL1, Suzuki 09269-38001, Subaru 83151-7800, Isuzu 9-00095-040-1, Toyota 90363-3309, 90363-38001, 90363-38004, 90363-38009, 90363-38084, Mitsubishi MD701283, Nachi BC1284; NSK 24TK308B; NTN SF0816
PCR3507	FORD Econovan 1986-1992, Probe 1988-1998, KIA Besta 1996, Carens 2000-2002, Carnival 1999-2001, Clarus 1996-1998, Pregio 1997-2000, Retona 1999-2000, Sephia 1995, Sportage 1994-2003, MAZDA 323 1991-2004, 626 1979-2002, 929 1982-1991, B-Series 1977-1996, MX-3 1992-1994, Premacy 2001, RX-7 1979-1989, Xedos 6 1992-1994, Xedos 9 1993-2000, E2000/2200 1980-1994	Ford 3250 017, 3252-695, D97Z-7548A, F32Z-7548A, H606-16-510; Mazda 8540-16-510, 8540-16-510B, G560-16-510B, H606-16-510A, N309-16-510, FE84-16-510, Koyo RCT363SA, NTN FCR54-46-2/2E, NSK 54TKE3602A, SKF VKC3507
PCR3515	HYUNDAI Lantra 1990-1995, Pony/Excel 1990-1995, Santamo 1999-2002, S Coupe 1990-1996, Sonata 1993-1998, MITSUBISHI Carisma 1995-2006, Colt 1984-2006, Cordia 1982-1986, Eclipse 1991-1995, Galant 1984-1996, Grandis 2004-2006, Lancer 1983-2003, Outlander 2003-2007, Sigma 1990-1996, Space Wagon 1984-1998, Space Runner 1991-1999, Space Star 1998-2002, Tredia 1982-1987, 3000GT 1992-1999	Hyundai 41421-36000, Mitsubishi MD 706180, MD 719925, MD 722744, MD 749998, Koyo RCT322SA, NSK 48TKB3202, SKF VKC3515
PCR3539 (PCRCT52S)	HONDA Accord 1.6L 1985-1989, TOYOTA Landcruiser 1969-1975 and 1980-1989	SKF VKC3539, Toyota 90363-52001, 90363-52014, 90363-52018, 90363-52086
PCR3541 (PCT70B)	HINO, ISUZU, NISSAN DIESEL light and medium duty trucks	Hino 2303-3023-00, 31242.1060A, Isuzu 9-00095-044-1, 9-00095-0441-0, Koyo CT-70B, Mitsubishi 03452-21001/2/3, Nissan Diesel 30502-90007, SKF VKC3541
PCR3552	MITSUBISHI Galant 1980-1984, Lancer 1980-1983, Sapporo 1980-1984, L200 1987-1992, L300 Flatbed 1983-1994, L300 Box 1986-1994, L300 Bus 1981-1987	Mitsubishi MD700257, NSK 48TKA3210, Koyo RCT323SA, NTN FCR65-1, Luk 500030560, SKF VKC3552
PCR3559 (PCR58TKA3703)	HYUNDAI H100 1993-2000, H-1 1997-2000, Starex 1997-1998, MITSUBISHI Pajero I 1988-1990, Pajero II 1990-2000, Pajero Sport 1998-2003	NSK 58-TKA3703, Hyundai 41421-4A000, Mitsubishi ME600340, ME600576, ME602710, ME605584
PCR3564	SUZUKI Baleno 1995-2002, Cappucino 1992-1995, Super Carry 1985-1999, Liana 2002-2007, Samurai 1988-1995, SJ 413 1986-1990, Swift 1989-2008, Vitara 1988-1999, X-90 1995-1996	Koyo RCTS338SA1, NSK 50TKB3304, NTN FCR50-30-2, SKF VKC3564, Suzuki 09269-33001, 09269-33002, 09269-33003, 09269-33004, 23265-70C00, 23265-77D00, Valeo PRB-07
PCR3567	DAEWOO Matiz 1983-1989, SUZUKI Swift 1983-1989	Koyo RCT283SA, Luk 500 0325 60, NTN FCR44-9/2E, Suzuki 09269-28004, 09269-28005, SKF VKC 3567
PCR3579	HYUNDAI Galloper 1998, H100 19932000, H-1 1997-2000, Starex 1997-1998, MITSUBISHI, Galloper 1999, Pajero 1990-2003, Space Gear 1995-2000, Starion 1987-1990, L200 19891996, L300 1986-1994	Koyo RCT325SA, NTN FCR55-17/2E, Hyundai 41421-43000, 41421-43010, 41421-43020, MITSUBISHI MD719469, ME581119, MR195689, SKF VKC3579
PCR3592	MITSUBISHI Pajero 1982-2000, Starion 1982-1987, L300 Bus 1986-1995	Mitsubishi MD703270, Koyo RCTS324SA, NTN FCR55-1/2E, SKF VKC3592

CLUTCH RELEASE BEARINGS APPLICATION AND INTERCHANGE



PFI Ref.	Application	Interchange
PCR3600	MAZDA 323 1990-2001, 626 1983-2002, Mazda 6 2002-2007, B-Series 1987-2001, MPV 1995-2004, Premacy 1999-2001, Tribute 2000, Xedos 9 1993-2000	Koyo RCT363SA1, Mazda FE62-16-510(B), BP02-16-510, FE82-16-510A, SKF VKC3600
PCR3602 (PCRCBU472921C)	KIA Besta 1996, Pride 1990, Rio 2000-2005, Sephia 1995-1997, Shuma 1996-2004, MAZDA 121 1987-1996, 323 1986-1998, Demio 1998-2000, MX-3 1991-1994, Xedos 6 1992-1994	Koyo CBU472921C, Kia 0K201-16-510, 0K203-16-510, 0K370-16-510, K201-16-510, K203-16-510, Mazda B315-16-510
PCR3606	ISUZU Trooper 1985-1991, OPEL Campo 1992, Frontera 1995-1998, Monterey 1991-1998	Koyo RCT422SA1, SKF VKC3606, Isuzu 8-94379-499, 8-94379-416, 8-94379-449, 8-94453-348, 8-
PCR3615	TOYOTA Coaster Bus 1993-2003, Hilux 1989-2002, Landcruiser 1984-1992, 4 Runner 1987-1996, Hiace II 1984-1989, Hiace III 1989-1995, Hiace IV 1995-1998, VOLKSWAGEN Taro 1989-1997	NSK 50TKB3505, SKF VKC3615, Toyota 31230-35070, 31230-35082, 31230-35080, Volkswagen J31.230.350.70
PCR3623 (PCRRCTS28SA)	SUZUKI Alto 1994-2003, Baleno 1995-2002, Ignis 2000-2003, Swift 1989-2006, Wagon 2000	Koyo RCTS28SA, Suzuki 09269-28006, 09269-28007, 23265-65G00
PCR3643 (PCR68TK3506)	TOYOTA Coaster Bus 3.7D 1993-2001	NSK 68TK3506, SKF VKC3643, Toyota 31230-36150
PCR3666	HYUNDAI Accent 1994-2006, Coupe 1996-2002, Getz 2002-2005, Lantra 1995-2000	Hyundai 41421-28000, SKF VKC 3666
PCR3673	HYUNDAI Atos 1998-2003, KIA Picanto 2004-2008	Hyundai 41421-02000, SKF VKC3673
PCR3674	HYUNDAI Accent 2000-2006, Coupe 1996-2003, Elantra 2000-2003, Getz 2002-2005, Lantra 1995-2000, Matrix 2001-2005, Santa Fe 2001, Sonata 1998-2004, Trajet 2000-2004, XG 1998, KIA Carens 2002-2005	Hyundai 41421-28020, 41421-39000, SKF VKC3674
PCR3675	DAEWOO Matiz 1998-2005, Tico 1995-2000	Daewoo 23265-78B00, 94599009, 96564141, SKF VKC3675
PCR48TKB3204R		NSK 48TKB3204R
PCR614014	FORD Elite, Fairlane, LTD II, Torino, Ranchero 1975-1979, Fairmont 1978-1982, Falcon, Maverick 1975-1977, Granada 1975-1980, Mustang 1972-2004, Pinto 1978-1980, 1 TON Econoline, E300, E350, F3, F350, Motor Home, Parcel Delivery, Pickup, Van, 3500 Series 1983-1993, 1/2 TON Econoline, E100, E150, F100, F150, Parcel Delivery, Pickup 1983-1992, 3/4 TON Econoline, E200, E250, F200, F250, Parcel Delivery, Pickup, Bronco - Full-Size 1983-1992, Aerostar, Bronco II, Explorer, Ranger 1982-1984, MERCURY Capri 1979-1986, Comet, Cyclone, Meteor, Montego, Monterey 1975-1977, Cougar, XR-7 1978-1988, Zephyr 1978-1982	BCA 614014
PCR614018	BUICK Centurian, Electra, Estate Wagon, LeSabre, Limited, Riviera, Super, Wildcat 1967-1975, Century, GS, Skylark, Skylark Gran Sport, Special, Sportswagon 1967-1974, Regal 1973-1981, Skyhawk 1975-1980, CHEVROLET Bel Air, Biscayne, Brookwood, Caprice, Estate Wagon, Impala, Kingswood, Townsman 1955-1975, Camaro 1967-1984, Chevelle/Malibu 1965-1983, Chevette 1976-1987, Chevy II, Nova 1962-1979, Corvair 1964-1969, Corvette 1953-1982, Monte Carlo 1970-1984, Monza, Vega 1971-1980, C-30/35, K-30/35, R-30/35, Silverado/Sierra, V-30/35 1950-1989, G30/G35, P30/P35, Express/Savana 1964-1989, Blazer/Jimmy, C-10/15, K-10/15, R-10/15, Silverado/Sierra, Suburban, Tahoe/Yukon, V-10/15 1955-1989, 40, 50, 60, 70, 4100, 4400, 4500 1955-1994, C-20/25, K-20/25, R-20/25, Silverado/Sierra, Suburban, V-20/25, Yukon XL 2500 1950-1989, G20/G25, Express/Savana, P20/P25 1973-1989, Caballero, El Camino, Sprint 1964-1981, S10 Blazer/S15 Jimmy, S10/S15 PU/Sonoma, Syclone/Typhoon 1982-1984, GMC 400, 4000, 4500 (Class 4), 500, 5000, 5500 (Class 5), 6000, 6500 (Class 6), 7000, 7500 (Class 7) 1957-1992	BCA 614018, General Motors 614083, 614109
PCR68TKZ3201R		NSK 68TKZ3201R
PCRCT1310ARSED		Fiat 82010859, Ford 3933520, C5NN7580A, D8NN7580BB, E4NN7580AA, C5NN7580A, D8NN7580BB, E4NN7580AA, Koyo CT1310ARSED/CS23



TENSIONER AND IDLER BEARINGS



APPLICATION AND INTERCHANGE

PFI Ref.	Application	Interchange
PTI10022	HYUNDAI Accent 1994-2000, Lantra 1996-2000, Pony 1989-1995, Scoupe 1991-1996 (all with 1300cc and 1500cc engines)	GMB GT10022, Hyundai 24410-26000, IRB IR-9975, NTN JPU60-283+JF485, SKF VKM75006
PTI10140	HYUNDAI Galloper 1991-1998, H100 Bus 1993-2000, H-1 Bus 1997-2001, Starex 1997-1998, MITSUBISHI Galant 1980-1984, Galloper 1999, Pajero 1982-2002, Space Gear 1995-2000, L200 1986-1996, L300 1983-1994, L400 Bus 1996	GMB GT10140, Mitsubishi MD050135, Hyundai 24317-42020, Koyo PU006038RD1Y, NTN JPU5863+JF181, SKF VKM75601
PTI11000	AUDI 80 1972-1996, 100 1976-1990, PORSCHE 924 1975-1989, SEAT Cordoba 1993-1999, Ibiza 1993-1999, Inca 1995-1998, Toledo 1991-1999, VOLKSWAGEN Caddy 1982-2000, Corrado 1988-1995, Golf 1977-2002, Jetta 1978-1998, Passat 1973-1997, Polo 1995-2001, Santana 1981-1984, Scirocco 1977-1992, Transporter 1990-2003	Audi/Volkswagen/Seat 026109243, 026109243A, 026109243C, 026109243E, 026109243L, SKF VKM11000
PTI13100	CITROEN AX 1986-1997, Berlingo 1996-2009, BX 1985-1993, C15 1984-1997, Evasion 1997-2002, Saxo 1996-2003, Xantia 1993-2003, XM 1989-1994, Xsara 1997-2005, Picasso 2000-2009, ZX 1991-1997, FIAT Ulysse 1994-2002, LANCIA Zeta 1995-2002, MEGA Club 1992-1999, Club II 1999-2009, PEUGEOT 106 1991-2009, 205 1988-1998, 206 1998-2009, 306 1993-2002, 307 2000-2009, 309 1989-1993, 405 1987-1996, 406 1995-2004, 605 1989-1999, 806 1994-2002, Expert 1996-2000, Partner 1996-2009. Engine code: TU9M, position 3	Citroen 082919, 082929, 082954 97535002, INA 531003010, Peugeot 082919, 082929, 082954, SNR GT359.04, Timken TKR9811
PTI15121	CHEVROLET Aveo 2005-2008, Corsa 1994-1997, Kalos 2005-2006, Lova 2005-2006, DAEWOO Kalos 2002-2004, Lanos 1997-2002, Lemans 1995-1998, Nexia 1995-1997, OPEL Astra 1991-2005, Combo 1994-2001, Corsa 1989-1998, Kadett 1986-1993, Meriva 2003-2004, Vectra 1988-2002	Chevrolet 90499401, Daewoo 9202478, Opel 5636722, 636734, 636740, 90353176, 90499401, 9202478, INA 531010130, F-232482, SKF VKM15121
PTI20040	KIA Pride 1990/1996, Rio 2000-2005, Sephia 1993-1997, MAZDA 121 1987-1999, 323 1985-2000, Demio 1998-2002	GMB GT20040, Kia 24410-2X000, KK150-12-700A/B, MB630-12-700E, Mazda B630-12-700B/C/D/E, IRB IR-9983, Koyo PU245228CRR1H-1, SKF VKM74200
PTI25150	OPEL Astra 1994-2005, Corsa 1994-2000, Tigra 1994-1998, Vectra 1995-2003, Zafira 1999-2005	General Motors 5636415, 5636419, 5636427, 90412731, 90570913, 9128740, SKF VKM25150
PTI33034	CITROEN Evasion 1997-2002, Xantia 1993-2003, XM 1994-2000, Xsara 1997-2000, ZX 1991-1997, FIAT Ulysse 1994-2002, LANCIA Zeta 1995-2002, PEUGEOT 306 1994-2001, 405 1992-1995, 406 1995-2004, 605 1994-1999, 806 1995-2002, Expert 1996-2000	Citroen 5751.20, Fiat 9608989980, INA 532013810, Lancia 9608989980, Peugeot 5751.20 SKF VKM33034, SNR GA359.67, Timken 9231
PTI36031	DACIA Logan 2004-2009, Sandero 1.4 1.6 2008-2009, NISSAN Interstar Bus 2002-2007, Primastar 2001-2007, OPEL Movano Box	Koyo PU176012RDXW, SKF VKM36031
PTI75621	HYUNDAI Atos 1998-2003, Getz 2002-2005, KIA Picanto 2004-2005	Hyundai 24410-02510, 24410-02550, SKF VKM75621
PTI76103	SUZUKI Aito 1982-1993, Carry 1980-1985, Super Carry 1994-1999, LJ80 1980-1984, Samurai 1981-1988, SJ410 1981-1988	Koyo PU205226RR9XY, Luk/INA 531053020, NSK 210110S, NTN JPU52-128+JF434, Suzuki 12810-53A00, 12810-73001, 12810-73002, 12810-73003, 12810-84000, 12810-84001, SKF

ROLLER BEARINGS



APPLICATION AND INTERCHANGE

PFI Ref.	Application	Interchange
308-203		
F-45818	MERCEDES BENZ trucks LA/LAK 1113/1313 (differential, rear axle HL4)	FAG 510148A, INA F-45818, Mercedes Benz 0029819501, 3459817301, SKF 316790
NU202E C3	BOSCH alternators 105 amperes used on Mercedes Benz OM355/6 and Scania 112 and 113 series trucks	Bosch 1900910024, Cargo 140515, INA F-95066



FACET REACTIV PULLEYS MADE IN U.S.A.



9-0100



9-8200



9-8304



9-8305



9-9100



9-9107



9-9112



9-9113



9-9132



9-9402



9-9411



9-9422

FACET is a registered trademark ® of Positork Distributing, Inc. Used by permission.

FACET REACTIV PULLEYS APPLICATION AND INTERCHANGE



FACET Ref.	Application	Interchange
9-0100	CHEVROLET Trailblazer 6.0L V8 2006, Kodiak, Topkick 8.1L 2003-2005, S10 pickup, OLDSMOBILE Intrigue 3.5L V6 1999-2002, SSR 6.0L V8 2006, PONTIAC Grand Prix 3.8L V6 2004	Bosch 104-84-670, INA F-230753, F-230753.3, F-230753.6, Delco 10484670, LUK 535003310
9-8200	CHRYSLER Pacifica 3.5L V6 2004-2006, Town and Country Van 3.3L V6 2001-2005, Town and Country Van 3.8L V6 2001-2005, PLYMOUTH Voyager 3.3L V6 2001-2005, DODGE Caravan 3.3L V6 2001-2006, Caravan 3.8L (230) V6 2001-2006	Nippondenso 021040-1170, 021040-1130, 021040-1320, 021040-1441, Chrysler 04861506AG/AE, Litens 920834, 920538, 920685
9-8304	FORD Crown Victoria 2003-2005, MERCURY Grand Marquis 2003-2005 emergency vehicles with 200A alternators	INA F-552562, Ford FW73-10346-AC, 4W7Z-10346-AC, 4W73-10300-AC, Mitsubishi A4TJ0181, A4TJ0181ZC
9-8305	MAZDA 6 2003-2007 w/ automatic transmission	Mazda LW18-18-W11, LF1818330, INA F-238163
9-9100	AUDI A2 2000-2005, A3 1996-2005, A4 2000-2004, TT 1998-2005, FORD Galaxy 2000, SEAT Alhambra 1996-2005, Arosa 2000-2004, Cordoba 1993-2002, Ibiza 1997-2004, Inca 1995-1996, Leon 1999-2003, Toledo 1999-2006, SKODA Fabia 2000-2002, Octavia 1997-2003, VW Jetta 1998-2005, Golf 1997-2006, Lupo 1999-2005, Beetle 1998-2000, Polo 1999-2003, Sharan 1995-2000, Crafter 2006	INA F-227628, Bosch F-00M-991-002, F-00M-991-122, Hitachi GD214998-1, Valeo 2546778, Volkswagen 021-903-119G, 022-903-119AM, 028-903-119A, 028-903-119AM
9-9107	VOLVO S60 2000-2004, S70 1997-2002, S80 1998-2006, XC 90 2002-2006	INA F-230401, F2304016, F2304017, F2304018, F2304019, Bosch F-00M-991-016, F-00M-991-156, F-00M-991-232, Volvo 9-459-747, 8676 497, 3073 7517
9-9112	AUDI A4 1995-2001, A6 1994-2001, Cabriolet 1995-2000, FORD Galaxy 1995, PORSCHE Boxster, 911 Series, SEAT Ibiza 1996-1999, Toledo 1995-1999, Alhambra, Cordoba, SKODA Superb 2002, VW Bora, Gold, Passat 1996-2005, Polo 1996-2001, Sharan, Vaddu, Variant, Vento	Bosch F00M991045, INA F22565310, F22565311, F2256536, F2256537, Valeo 2574439, VW 022 903 119, 028.903.119, 038.903.119, Cargo 230302
9-9113	AUDI A4 1995-2001, A6 1997-2001, VW Passat 1996-2000	Audi 028 903 119 T, 028 903 165, Bosch 1126601566, INA F2256447, F2256533, F2256535, F2256538, F2256539, VW 028903119T, 028903165
9-9132	AUDI A3, A4 2000-2004, A6 2001-2005	Bosch F00M147732, F00M991108, Valeo 593778, 06B 903 119 B, INA F-231142.1
9-9402	CITROEN Berlingo 1999-2000, C5 2001-2004, C8 2002, Evasion 1999-2002, Jumpy 2000-2006, Xantia 1999-2003, Xsara 1999-2005, Jumper 2002, FIAT Scudo 1999-2004, Ulysse 1999-2003, Ducato 2001-2002, LANCIA Phedra 2002-2003, Zeta 1999-2002, PEUGEOT Boxer 2002, Partner 2000-2004, Expert 2000, 406 1998-2004, 607 2000, 806 1999-2002, 807 2002	INA F-229603, Valeo 2547917, 593521, 593527
9-9411	CITROEN Berlingo 1999-2000, C4 2004, C5 2001-2004, C8 2002, Evasion 1999-2002, Jumpy 2000-2002, Xantia 1999-2003, Xsara 1999-2005, Jumper 2002, FIAT Scudo 1999-2004, Ulysse 1999-2004, Ducato 2001-2002, LANCIA Phedra 2002-2003, Zeta 1999-2002, PEUGEOT 206 1999-2002, 306 1999-2002, 307 2000-2002, 406 1998-2004, 607 2000, 806 1999-2002, 807 2002, Expert 2000, Partner 2000-2004, Boxer 2002, SUZUKI Vitara	Fiat 9949627, INA F-229603.13, Valeo 2548543, 2602877, 593527, 593907
9-9422	MITSUBISHI Carisma 2000-2006, RENAULT Clio 2000-2005, Kangoo 2000-2001, Scenic 1999-2003, VOLVO C70 1999-2005	INA F-228 881, F-235 152, Renault 77 01 055 871, 77 01 207 807, 77 01 477 502, Valeo 254 6952, 593515, 593517, 8641982, Volvo 8641982



BEARING REFERENCE CHART IN ALPHANUMERICAL ORDER STANDARD PACK QUANTITIES (pcs/carton)

Item	pcs/carton	ID	OD	W	Page
08-R1	20	31.8	40.95	21	12
10BCDS1	20	10	30	12.7	11
14137A/276	20	34.925	69.012	19.845	38
14585/25	20	34.925	68.262	20.638	38
15101/245	20	25.4	62	19.05	38
15103S/243	20	26.162	61.912	19.05	38
15103S/245	20	26.162	62	19.05	38
15106/250X	20	26.988	63.5	20.638	38
15123/245	20	31.75	62	18.161	38
15578/20	20	25.4	57.15	17.462	38
15BCD107	20	15	35	12.7	11
16002 C3	20	15	32	8	2
16003 C3	20	17	35	8	2
16004 C3	20	20	42	8	2
17887/31	20	45.23	79.985	19.842	38
18590/20	20	41.275	73.025	16.667	38
203KRR2 C3	20	16.2	40	18.2/12	22
204BBAR	20	19.05	45.225	15.49	22
204RY2	20	16	45.212	18.542/15.494	22
207KRR AH03 C3	20	35	72	25	22
208KRR4 C3	10	38.892	80	27/21	22
25580/20	20	44.45	82.931	23.812	38
25590/20	20	45.618	82.931	23.812	38
25590/23	10	45.618	82.931	26.988	38
25877/20	10	34.925	73.025	23.812	38
2788/20	20	38.1	76.2	23.812	38
2790/20	20	33.338	76.2	23.812	38
28584/21	10	52.388	92.075	24.608	38
29590/20	10	66.675	107.95	25.4	38
29685/20	10	73.025	112.712	25.4	38
30202	20	15	35	11.75	33
30203	20	17	40	13.25	33
30204	20	20	47	15.25	33
30205	20	25	52	16.25	33
30206	20	30	62	17.25	33
30207	20	35	72	18.25	33
30208	20	40	80	19.75	33
30209	10	45	85	20.75	33
30210	10	50	90	21.75	33
30211	10	55	100	22.75	33
30212	10	60	110	23.75	33
30213	6	65	120	24.75	33
30214	6	70	125	26.25	33
30302	20	15	42	14.25	33
30303	20	17	47	15.25	33
30303D	20	17	47	15.25	33
30304	20	20	52	16.25	33
30305	20	25	62	18.25	33
30306	20	30	72	20.75	33
30306D	20	30	72	20.75	33
30307	20	35	80	22.75	33
30307D	20	35	80	22.75	33
30308	10	40	90	25.25	33

BEARING REFERENCE CHART IN ALPHANUMERICAL ORDER

STANDARD PACK QUANTITIES (pcs/carton)



Item	pcs/carton	ID	OD	W	Page
30309D	10	45	100	27.25	33
30310	10	50	110	29.25	33
30311	6	55	120	31.5	33
30312	6	60	130	33.5	33
308/203	20	35	62.1	19/18	60
31594/20	10	34.925	76.2	29.37	38
32004X	20	20	42	15	33
32005X	20	25	47	15	33
32006X	20	30	55	17	33
32007X	20	35	62	18	33
32008X	20	40	68	19	33
32009X	20	45	75	20	33
32010X	20	50	80	20	33
32011X	10	55	90	23	33
320/28X	20	28	52	16	33
320/32X	20	32	58	17	34
32204	20	20	47	19.25	34
32205	20	25	52	19.25	34
32206	20	30	62	21.25	34
32207	20	35	72	24.25	34
32208	20	40	80	24.75	34
32209	10	45	85	24.75	34
32210	10	50	90	24.75	34
32211	10	55	100	26.75	34
32212	10	60	110	29.75	34
32213	6	65	120	32.75	34
32214	6	70	125	33.25	34
32215	6	75	130	33.25	34
32216	4	80	140	35.25	34
32217	4	85	150	38.5	34
32218	3	90	160	42.5	34
32219	3	95	170	45.5	34
32305	20	25	62	25.25	34
32306	20	30	72	28.75	34
32307	10	35	80	32.75	34
32308	10	40	90	35.25	34
32309	10	45	100	38.25	34
32310	10	50	110	42.5	34
329013	20	29	50.308	17.5	38
329149	20	38.1	71	18.32	34
33118	3	90	150	45	34
33213	6	65	120	41	34
33215	6	75	130	41	34
368/2A	10	50.8	88.9	20.683	38
3782/20	10	44.45	93.264	30.163	38
387A/2A	10	57.15	96.838	21	38
387A/2S	10	57.15	96.838	25.4	38
3982/20	10	63.5	112.712	30.162	38
3984/20	10	66.675	112.712	30.162	38
5200-2RS C3	20	10	30	14.3	1
5201-2RS C3	20	12	32	15.9	1
5202-2RS C3	20	15	35	15.9	1
5203-2RS C3	20	17	40	17.5	1



BEARING REFERENCE CHART IN ALPHANUMERICAL ORDER STANDARD PACK QUANTITIES (pcs/carton)

Item	pcs/carton	ID	OD	W	Page
5203KYY2	20	16.256	40	44.12/39.12	22
5204-2RS C3	20	20	47	20.6	1
5205-2RS C3	20	25	52	20.6	1
5206-2RS C3	20	30	62	23.8	1
5207-2RS C3	20	35	72	27	1
5208-2RS C3	20	40	80	30.2	1
5209-2RS C3	10	45	85	30.2	1
5210-2RS C3	10	50	90	30.2	1
5302-2RS C3	20	15	42	19	1
5303-2RS C3	20	17	47	22.2	1
5304-2RS C3	20	20	52	22.2	1
5305-2RS C3	20	25	62	25.4	1
5306-2RS C3	20	30	72	30.2	1
5307-2RS C3	10	35	80	34.9	1
5308-2RS C3	10	40	90	36.5	1
5309-2RS C3	10	45	100	39.7	1
5310-2RS C3	10	50	110	44.4	1
57410/29710	20	38.1	65.088	18.34	38
575/572	4	76.2	139.992	36.512	38
578225	20	21.43	50.01	17.03	38
580/572	4	82.55	139.992	36.512	38
594A/592A	4	95.25	152.4	39.688	38
598A/592A	4	92.075	152.4	39.688	38
60/22-2RS C3	20	22	44	12	11
60/32-2RS C3	20	32	58	13	11
6000-2RS C3	100	10	26	8	3
6000-TT C3	20	10	26	8	11
6001-2RS C3	100	12	28	8	3
6002-2RS C3	100	15	32	9	3
6003-2RS C3	20	17	35	10	3
6003DW	20	16.98	35	10	11
6004-2RS C3	20	20	42	12	3
6004-2RS 27/32 C3	20	21.433	42	12	11
6004DW	20	18.8	42	12	11
6005-2RS C3	20	25	47	12	3
6006-2RS C3	20	30	55	13	3
6006-2RS d32 C3	20	32	55	13	11
6007-2RS C3	20	35	62	14	3
6008-2RS C3	20	40	68	15	3
6009-2RS C3	20	45	75	16	3
6010-2RS C3	20	50	80	16	3
6011-2RS C3	10	55	90	18	3
6012-2RS C3	10	60	95	18	3
6013-2RS C3	10	65	100	18	3
6014-2RS C3	10	70	110	20	3
6015-2RS C3	10	75	115	20	3
6016-2RS C3	6	80	125	22	3
606-2RS C3	20	6	17	6	2
607-2RS C3	20	7	19	6	2
608-2RS C3	100	8	22	7	2
609-2RS C3	20	9	24	7	2
62/22/23	20	23	50	14	11
62/22-2RS C3	20	22	50	14	11

BEARING REFERENCE CHART IN ALPHANUMERICAL ORDER

STANDARD PACK QUANTITIES (pcs/carton)



Item	pcs/carton	ID	OD	W	Page
62/28-2RS C3	20	28	58	16	11
62000-2RS C3	20	10	26	10	5
6200-2RS C3	200	10	30	9	3
6200-ZZ NR C3	20	10	30	9	11
6201-2RS 1/2" C3	20	12.7	32	10	11
6201-2RS C3	200	12	32	10	3
6201-TT C3	20	12	32	10	11
6202-2RS 1/2" C3	20	12.7	35	11	11
6202-2RS 5/8" C3	20	15.875	35	11	11
6202-2RS C3	250	15	35	11	3
6202-2RS d12 C3	20	12	35	11	11
6202-2RS d14 C3	250	14	35	11	11
6202-2RS d16 C3	20	16	35	11	11
6202-TT C3	20	15	35	11	11
6203/3D-1	20	17	43	12	11
6203-2RS 1/2" C3	20	12.7	40	12	11
6203-2RS 3/4" C3	20	19.05	40	12	12
6203-2RS 5/8" C3	20	15.875	40	12	12
6203-2RS C3	250	17	40	12	3
6203-2RS CV	20	17	40	12	22
6203-2RS d12 C3	20	12	40	12	12
6203-2RS d16 C3	20	16	40	12	12
6203LHA-15	20	15	40	12	12
6203-TT C3	20	17	40	12	12
6203-ZZ NR C3	20	17	40	12	12
6204 w12 C3	20	20	47	12	12
6204-2RS C3	100	20	47	14	3
6204DW	20	18.75	47	14	12
6204-TT C3	20	20	47	14	12
6205-2RS C3	100	25	52	15	3
6205-2RS d1 C3	20	25.4	52	15	12
6206-2RS C3	20	30	62	16	4
6206-2RS d20 C3	20	20	62	16	12
6207-2RS C3	20	35	72	17	4
6208-2RS C3	20	40	80	18	4
6209-2RS C3	10	45	85	19	4
6210-2RS C3	10	50	90	20	4
6211-2RS C3	10	55	100	21	4
6212-2RS C3	10	60	110	22	4
6213-2RS C3	6	65	120	23	4
62200-2RS C3	20	10	30	14	5
62201-2RS C3	20	12	32	14	5
62202-2RS C3	20	15	35	14	5
62203-2RS C3	20	17	40	16	5
62204-2RS C3	20	20	47	18	5
62205-2RS C3	20	25	52	18	5
62206-2RS C3	20	30	62	20	5
62301-2RS C3	20	12	37	17	5
62302-2RS C3	20	15	42	17	5
62303-2RS C3	20	17	47	19	6
62304-2RS C3	20	20	52	21	6
62304-2RS d17 C3	20	17	52	21	12
62305-2RS C3	20	25	62	24	6



BEARING REFERENCE CHART IN ALPHANUMERICAL ORDER STANDARD PACK QUANTITIES (pcs/carton)

Item	pcs/carton	ID	OD	W	Page
62306-2RS C3	20	30	72	27	6
62310-2RS C3	10	50	110	40	6
62322.2-2RS C3	20	22.2	56	21	12
623-2RS C3	20	3	10	4	2
623-ZZ C3	20	3	10	4	2
624-2RS C3	20	4	13	5	2
624-ZZ C3	20	4	13	5	2
625-2RS C3	20	5	16	5	2
626-2RS C3	20	6	19	6	2
627-2RS C3	20	7	22	7	2
628-2RS C3	20	8	24	8	2
629-2RS C3	20	9	26	8	2
629-ZZ C3	20	9	26	8	2
63/22-2RS C3	20	22	56	26	11
63/28 C3	20	28	68	17	11
63/28-2RS C3	20	28	68	18	11
63/32-2RS NR C3	20	32	75	20	11
63001-2RS C3	20	12	28	12	6
63004-2RS C3	20	20	42	16	6
6300-2RS C3	20	10	35	11	4
6301-2RS C3	20	12	37	12	4
6302-2RS C3	20	15	42	13	4
6302-2RS NR C3	20	15	46.3	13	12
6303-2RS C3	100	17	47	14	4
6304-2RS C3	20	20	52	15	4
6305-2RS C3	20	25	62	17	4
6306-2RS C3	20	30	72	19	4
6306-2RS d25 C3	20	25	72	19	12
6306-2RS d32 C3	20	32	72	19	12
6306-Z NR C3	20	30	72	19	12
6307-2RS C3	20	35	80	21	4
6307-Z NR C3	10	35	80	21	12
6308 NR C3	10	40	90	23	12
6308-2RS C3	10	40	90	23	4
6308-Z NR C3	10	40	90	23	12
6309-2RS C3	10	45	100	25	4
6310-2RS C3	10	50	110	27	4
6311-2RS C3	6	55	120	29	4
6312-2RS C3	6	60	130	31	4
6313-2RS C3	4	65	140	33	4
638-2RS C3	20	8	28	9	2
6403-2RS C3	20	17	62	17	4
6800-2RS C3	20	10	19	5	4
6801-2RS C3	20	12	21	5	5
6802-2RS C3	20	15	24	5	5
6803-2RS C3	20	17	26	5	5
6804-2RS C3	20	20	32	7	5
6805-2RS C3	20	25	37	7	5
684-2RS C3	20	4	9	4	2
685-2RS C3	20	5	11	5	2
686-2RS C3	20	6	13	5	2
688-2RS C3	20	8	16	5	2
689-2RS C3	20	9	17	5	2

BEARING REFERENCE CHART IN ALPHANUMERICAL ORDER

STANDARD PACK QUANTITIES (pcs/carton)



Item	pcs/carton	ID	OD	W	Page
6900-2RS C3	20	10	22	6	5
6901-2RS C3	20	12	24	6	5
6902-2RS C3	20	15	28	7	5
6903-2RS C3	20	17	30	7	5
6904-2RS C3	20	20	37	9	5
6904DW	20	18.8	37	9	12
6905-2RS C3	20	25	42	9	5
6906-2RS C3	20	30	47	9	5
6907-2RS C3	20	35	55	10	5
6908-2RS C3	20	40	62	12	5
695-2RS C3	20	5	13	4	2
696-2RS C3	20	6	15	5	3
698-2RS C3	20	8	19	6	3
88128R	10	38.89	80	27.5	25
949100-1610	20	12.5	32	10	12
949100-2790	20	15	35	13	13
949100-3190	20	15	43	13	13
949100-3330	20	17	52	16	13
949100-3360	20	15	46	14	13
949100-3480	20	15	38	19	13
949100-3660	20	15	32	11	13
949100-3820	20	15	52	16	13
98305 2RS C3	20	25	62	12	13
B10-27D	20	10	27	14	13
B10-46D	20	10	23	11	13
B10-50D	20	10	27	11	13
B10-50TT	20	10	27	11	13
B10-51D	20	10	27	11	13
B12-32D	20	12	32	10	13
B12-57D	20	12	32	13	13
B15-48D	20	15	42	15	13
B15-69D	20	15	35	13	13
B15-70D	20	15	32	11	13
B15-83D	20	15	47	18	13
B15-85D	20	15	40	14	13
B15-86D	20	15	47	14	13
B17-102D	20	17	47	14	13
B17-107D	20	17	47	18	13
B17-114D	20	17	40	20/12	13
B17-116D	20	17	52	18	14
B17-126D	20	17	62	17.5	14
B17-127D	20	17	62	20	14
B17-47D	20	17	47	24	14
B17-52D	20	17	52	15	14
B17-99D	20	17	52	17	14
B17-99DPACM	20	17	52	17	14
B20-122D	20	20	47	16	14
B25-139	20	25	68	18	14
B25-147D	20	25	62	19	14
B8-23D	20	8	23	14	14
B8-74D	20	8	22	11	14
B8-79D	20	8	23	11	14
B8-85D	20	8	23	14	14



BEARING REFERENCE CHART IN ALPHANUMERICAL ORDER STANDARD PACK QUANTITIES (pcs/carton)

Item	pcs/carton	ID	OD	W	Page
BB1-0078	20	22	52	15	14
BB1B362021	20	28	75	20	14
F122502	20	25	68	19	14
F235208	20	28.1	35.2	14.6	52
F-45818	20	35	80	23	60
GE25KRRB	20	25	52	44.4	22
GE30KRRB	20	30	62	48.4	22
GE35KRRB	10	35	72	51.1	22
GE40KRRB	10	40	80	56.5	22
GE45KRRB	10	45	85	56.5	22
GE50KRRB	10	50	90	62.8	22
HM88542/10	20	31.75	73.025	29.37	39
HM212047/11	6	63.5	122.238	38.1	38
HM212049/10	6	63.5	122.238	38.1	39
HM218248/10	4	90	147	40	39
HM518445/10	4	88.9	152.4	39.688	39
HM807046/10	10	50.8	104.775	36.512	39
HM903249/10	10	44.45	95.25	30.958	39
JL69349/10	20	38	63	17	39
JLM104948/10	20	50	82	21.5	39
L44643/10	20	25.4	50.292	14.224	39
L44649/10	20	26.988	50.292	14.22	39
L45449/10	20	29	50.292	14.22	39
L68145/11	20	35	60	15.875	39
L68149/10	20	35	59.131	15.875	39
L68149/11	20	35	59.975	15.875	39
LM102949/10	20	45.262	73.341	19.56	39
LM104949/10	20	50.8	82	21.98	39
LM104949/11	20	50.8	82.55	21.59	39
LM11749/10	20	17.462	39.878	13.83	39
LM11949/10	20	19.05	45.237	15.494	39
LM12748/10	20	21.43	45.237	15.494	39
LM12749/10	20	22	45.237	15.494	39
LM12749/11	20	22	45.975	15.494	39
LM29748/10	20	38.1	65.088	18.034	39
LM29749/10	20	38.1	65.088	18.034	39
LM300849/11	20	41	68	17.5	39
LM48548/10	20	34.925	65.088	18.034	39
LM48548/11	20	34.925	65.088	20.32	39
LM501349/10	20	41.275	73.431	19.56	39
LM501349/14	20	41.275	73.431	21.43	39
LM603049/11	20	45.242	77.788	19.842	39
LM603049/12	20	45.242	77.788	21.43	39
LM67048/10	20	31.75	59.131	15.875	39
LM78349/10	20	35	62	16.7	39
M12649/10	20	21.43	50.005	17.526	39
M802048/11	10	41.275	82.55	26.543	39
M84548/10	20	25.4	57.15	19.431	39
M86649/10	10	30.162	64.292	14.33	39
M88048/10	20	33.338	68.262	22.225	39
NB-101	100	17	23.8	17.4	52
NB-102	20	11	17.5	16.5	52
NB-103	20	18	24	12	52

BEARING REFERENCE CHART IN ALPHANUMERICAL ORDER

STANDARD PACK QUANTITIES (pcs/carton)



Item	pcs/carton	ID	OD	W	Page
NB-104	20	17	23.8	17.4	52
NB-105	20	11	17.5	16.5	52
NB-106	50	11	16	12.7	52
NB-107	20	17	23.85	18.5	52
NB-108	50	6	10	8	52
NB-109	45	17	23.8	31.5	52
NB-110	20	19	25.4	14	52
NB-111	20	30.2	36.5	13.4	52
NB-112	20	17	24	20	52
NB-119	20	17	23.8	22.5	52
NB-1620	20	25.4	33.34	31.5	52
NU202E C3	20	15	35	11	60
PC2552009/12CS	20	25	52	9/12	18
PC256200113CS	20	25	62	11.3	18
PC28520009CS	20	30	45	18	18
PC30450018CS	20	30	45	18	18
PC30470012CS	20	30	47	12	18
PC30470018CS	20	30	47	18	18
PC30470020CS	20	30	47	20	18
PC30470021/18CS	20	30	47	21/18	18
PC30470022CS	20	30	47	22	18
PC30520020CS	20	30	52	20	18
PC30520022CS	20	30	52	22	18
PC30550023CS	20	30	55	23	18
PC306200113CS	20	30	62	11.3	18
PC30620027CS	20	30	62	27	18
PC32470018CS	20	32	47	18	18
PC32520020/18CS	20	32	52	20	18
PC32550023CS	20	32	55	23	18
PC35480020CS	20	35	48	20	18
PC35500020CS	20	35	50	22	18
PC35520012CS	20	35	52	12	18
PC35520020CS	20	35	52	20	18
PC35520022CS	20	35	52	22	18
PC35550020CSR1	20	35	55	20	18
PC35620021CS	20	35	62	21	18
PC35620024CS	20	35	62	24	19
PC35620028CS	20	35	62	28	19
PC35640037CS	20	35	64	37	19
PC38540017CS	20	38	54	17	19
PC40550024CS	20	40	55	24	19
PC40570024CS	20	40	57	24	19
PC40570024/20CS	20	40	57	24/20	19
PC406200206CS	20	40	62	20.6	19
PC40620024/206CS	20	40	62	24	19
PC40620024CS	20	40	62	24	19
PC40660024CS	20	40	66	24	19
PC40680030CS	20	40	68	30	19
PC40900046CS	10	40	90	46	19
PC45750032CS	10	45	75	32	19
PC50720020CS	20	50	72	20	19
PCR2080	20	23.5	54.7	36.4	54
PCR2091	10	23.6	34	12	54



BEARING REFERENCE CHART IN ALPHANUMERICAL ORDER STANDARD PACK QUANTITIES (pcs/carton)

Item	pcs/carton	ID	OD	W	Page
PCR2115	20	30	65	28	54
PCR2168	10	28	88	26	54
PCR2169	10	33.1	64	48	54
PCR2191	20	26.3	53	37	54
PCR2195	20	8	33	19	54
PCR2215	20	35	65	32	54
PCR2216	20	25.7	79.2	21.5	54
PCR2238 (PCR50TKA3805)	20	39	69.3	31	54
PCR2239	10	26.5	84	53	54
PCR2241	20	31.1	63.5	30.5	54
PCR2433	20	27	53.6	30	54
PCR2516	20	25.7	79.2	21.5	54
PCR2601	20	34	42	23.9	54
PCR3500 (PCRTK40-4A)	20	40	75	19	54
PCR3502	20	40	70	20	54
PCR3505 (PCRRCT38SL1)	20	38.1	67	16.5	54
PCR3507	10	36	71	36	54
PCR3515	20	32	60	21	54
PCR3539 (PCRCT52S)	10	52.4	94	20	54
PCR3541	10	70	117	27	54
PCR3552	10	31.8	46	35.5	54
PCR3559 (PCR58TKA3703)	10	37	69.4	42	54
PCR3564	10	33	66	27	55
PCR3567	20	28	54	23.4/59.4	55
PCR3579	10	32	75	34.4	55
PCR3592	20	32	46	32	55
PCR3600	10	36	71.2	35.5	55
PCR3602	20	29	56.8	21	55
PCR3606	20	42	81.4	19	55
PCR3615	10	35	44	30	55
PCR3623 (PCRRCTS28SA)	20	28	57.5	24.5	55
PCR3643 (PCR68TK3506)	20	35	68	30	55
PCR3666	20	32	62.5	37.4	55
PCR3673	10	28	40	20.75	55
PCR3674	20	27	38	26.5	55
PCR3675	20	28	50.3	24.2	55
PCR48TKB3204R	10	32	40	50.5	55
PCR614014	20	36.525	70.104	34.544	55
PCR614018	20	34.989	70.104	31.648	55
PCR68TKZ3201R	10	32	87	42	55
PCRCT1310ARSED	10	63.5	102	20.57	55
PDF568350C	10	30	64	20.6	14
PGSC04A47CS	20	20	52	12	14
PNK253515	20	25	35	15	52
PR513067	20	41	71.15	26.16	25
PRP1563	20	50	58.3	30.75	25
PRR1563TAV	20	35.6	57.19	17.73	25
PTI10022	10	29	36.2	60	59
PTI10140	10	33	42.5	66/57	59
PTI11000	10	10	72	20.5	59
PTI13100	20	13	59	32.8	59
PTI15121	10	25	32.25	52	59
PTI175621	10	23	57	33.2	59

BEARING REFERENCE CHART IN ALPHANUMERICAL ORDER

STANDARD PACK QUANTITIES (pcs/carton)



Item	pcs/carton	ID	OD	W	Page
PTI20040	10	25	32.25	52	59
PTI25150	20	8	58.5	25	59
PTI33034	10	-	90	25	59
PTI36031	20	17	60	25.5	59
PTI76103	6	-	52	34.4	59
PW25520037CSHD2	20	25	52	37	25
PW25520042CSHD	20	25	52	42	25
PW25550045CSHD	20	25	55	45	25
PW25600045CSHD	20	25	60	45	25
PW27520045/43CSHD	20	27	52	45/43	25
PW27520045CS	20	27	52	45	25
PW27530043CSHD	20	27	53	43	25
PW27600050CS	20	27	60	50	25
PW28580042CS	20	28	58	42	25
PW28580044CS	20	28	58	44	25
PW28610042CS	20	28	61	42	25
PW29530037CSHD	20	29	53	37	25
PW30540024CS	20	30	54	24	25
PW30580042CSHD	20	30	58	42	25
PW30600337CS	20	30	60.03	37	25
PW30620032CS	20	30	62	32	25
PW30620038CS	20	30	62	38	25
PW30640042CS	20	30	64	42	25
PW34620037CS	20	34	62	37	25
PW34640037CS	20	34	64	37	25
PW34660037CS	20	34	66	37	25
PW34670037CS	20	34	67	37	25
PW35620040CS	20	35	62	40	25
PW35640037CS	20	35	64	37	25
PW35650035CS	20	35	65	35	26
PW35650035CSHD	20	35	65	35	26
PW35660032CS	20	35	66	32	26
PW35660037CS	20	35	66	37	26
PW35680037CS	20	35	68	37	26
PW35680233/30CS	20	35	68.02	33	26
PW35720033CS	20	35	72	33	26
PW35720034CS	20	35	72	34	26
PW35720233/31CS	20	35	72.02	33/31	26
PW35800028/21CS	20	35	80	28/21	26
PW36680033CS	20	36	68	33	26
PW36720534CS	20	36	72.05	34	26
PW37720033CS	20	37	72	33	26
PW37720037CS	20	37	72	37	26
PW37720437CSM88	20	37	72.04	37	26
PW37720437CSM96	20	37	72.04	37	26
PW38700037CSR1	20	38	70	37	26
PW38700038CS	20	38	70	38	26
PW38710039CS	20	38	71	39	26
PW38710233/30CS	20	38	71.02	33/30	26
PW38720236/33CS	20	38	72.02	36/33	26
PW38730040CS	20	38	73	40	26
PW38740050CS	10	38	74	50	26
PW38740236/33CS	20	38	74.02	36/33	26



BEARING REFERENCE CHART IN ALPHANUMERICAL ORDER STANDARD PACK QUANTITIES (pcs/carton)

Item	pcs/carton	ID	OD	W	Page
PW39680037CS	20	39	68	37	26
PW39680037CSHD	20	39	68	37	26
PW39680737CS	20	39	68.07	37	26
PW39720037CS	20	39	72	37	26
PW39720037CSM	20	39	72	37	27
PW39720437CS	20	39	72.04	37	27
PW39740039CS	10	39	74	39	27
PW40720036/33CS	20	40	72	36/33	27
PW40720037CS	20	40	72	37	27
PW40730055CSHD	10	40	73	55	27
PW40740036/34CS	10	40	74	36/34	27
PW40740036CS	10	40	74	36	27
PW40740040CS	10	40	74	40	27
PW40740042CS	10	40	74	42	27
PW40750037CS	10	40	75	37	27
PW40750039CSM	10	40	75	39	27
PW40760033/28CS	10	40	76	33	27
PW40760033CS	10	40	76	33	27
PW40760041/38CS	10	40	76	41/38	27
PW40800036/34CS	10	40	80	36/34	27
PW40840539/40CSM	10	40	84.05	39/40	27
PW40900028/23CS	10	40	90	28/23	27
PW40940031/26CS	10	40	94	31/26	27
PW41680040/35CSHD	20	41	68	40/35	27
PW42720038CS	20	42	72	38	27
PW42750037CS	10	42	75	37	27
PW42750060CSHD	10	42	75	60	27
PW42760033CS	10	42	76	33	27
PW42760038/35CS	10	42	76	38/35	27
PW42760039CS	10	42	76	39	27
PW42760040/37CS	10	42	76	40/37	27
PW42770039CSM	10	42	77	39	27
PW42780045CS	10	42	78	45	28
PW42800036/34CS	10	42	80	36/34	28
PW42800042CS	10	42	80	42	28
PW42800045CS	10	42	80	45	28
PW42820036CS	10	42	82	36	28
PW42840036CS	10	42	84	36	28
PW42840339CS	10	42	84.03	39	28
PW43760043CS	10	43	76	43	28
PW43790041/38CS	10	43	79	41/38	28
PW43820045CS	10	43	82	45	28
PW44840042/40CS	10	44	84	42/40	28
PW45800045CS	10	45	80	45	28
PW45800048CSHD	10	45.3	80	48	28
PW45840042/40CS	10	45	84	42/40	28
PW47850045CS	10	47	85	45	28
PW47880055CSHD	10	47	88	55	28
PW47880057CSHD	10	47	88	57	28
PW48890044/42CS	10	48	89	44/42	28
PW49840048CSHD	10	49	84	48	28
PW50900034CS	10	50	90	34	28
PW55900060CSHD	10	55	90	60	28

BEARING REFERENCE CHART IN ALPHANUMERICAL ORDER STANDARD PACK QUANTITIES (pcs/carton)



Item	pcs/carton	ID	OD	W	Page
R10-2RS C3	20	15.875	34.925	8.73252	17
R12-2RS C3	20	19.05	41.275	11.113	17
R20-2RS C3	20	31.75	57.15	12.7	17
R3-2RS C3	20	4.762	12.7	4.978	17
R4-2RS C3	20	6.35	15.875	4.978	17
R4A-ZZ C0	20	6.35	19.05	7.137	17
R6-2RS C3	20	9.525	22.225	7.142	17
R8-2RS C3	20	12.7	28.575	7.938	17
RAE15NPPB	20	15	40	28.6	22
RAE17NPPB	20	17	40	28.6	22
RAE20NPPB	20	20	47	31	22
RAE25NPPB	20	25	52	31	14
RAE30NPPB	20	30	62	35.7	14
RAE35NPPB	20	30	72	38.9	22
RAE40NPPB	10	40	80	43.7	22
RW207CCR	20	35	72	21.5	28
SBX0410LLU/3E	20	19.5	42	24.6/12	22
U298/U261L (SET9)	20	35	65	18.1	40
U399/U360L (Set 10)	20	39.689	73.025	22.098	40
U399A/U365L (Set 20)	10	39.688	80	20.218	40
U497/U460L (Set 80)	10	45	80	26	40
W208PPB8	10	28.575	80	36.51/30.18	22
W6305-2RS C3	20	25	62	25.4	14
W6306-2RS C3	20	30	72	30.2	14



BEARING REFERENCE CHART IN DIMENSIONAL ORDER STANDARD PACK QUANTITIES (pcs/carton)

Item	pcs/carton	ID	OD	W	Page
623-2RS C3	20	3	10	4	2
623-ZZ C3	20	3	10	4	2
684-2RS C3	20	4	9	4	2
624-2RS C3	20	4	13	5	2
624-ZZ C3	20	4	13	5	2
R3-2RS C3	20	4.762	12.7	4.978	17
685-2RS C3	20	5	11	5	2
695-2RS C3	20	5	13	4	2
625-2RS C3	20	5	16	5	2
NB-108	50	6	10	8	52
686-2RS C3	20	6	13	5	2
696-2RS C3	20	6	15	5	3
606-2RS C3	20	6	17	6	2
626-2RS C3	20	6	19	6	2
R4-2RS C3	20	6.35	15.875	4.978	17
R4A-ZZ C0	20	6.35	19.05	7.137	17
607-2RS C3	20	7	19	6	2
627-2RS C3	20	7	22	7	2
688-2RS C3	20	8	16	5	2
698-2RS C3	20	8	19	6	3
608-2RS C3	100	8	22	7	2
B8-74D	20	8	22	11	14
B8-79D	20	8	23	11	14
B8-23D	20	8	23	14	14
B8-85D	20	8	23	14	14
628-2RS C3	20	8	24	8	2
638-2RS C3	20	8	28	9	2
PCR2195	20	8	33	19	54
PTI25150	20	8	58.5	25	59
689-2RS C3	20	9	17	5	2
609-2RS C3	20	9	24	7	2
629-2RS C3	20	9	26	8	2
629-ZZ C3	20	9	26	8	2
R6-2RS C3	20	9.525	22.225	7.142	17
6800-2RS C3	20	10	19	5	4
6900-2RS C3	20	10	22	6	5
B10-46D	20	10	23	11	13
6000-2RS C3	100	10	26	8	3
6000-TT C3	20	10	26	8	11
62000-2RS C3	20	10	26	10	5
B10-50D	20	10	27	11	13
B10-50TT	20	10	27	11	13
B10-51D	20	10	27	11	13
B10-27D	20	10	27	14	13
6200-2RS C3	200	10	30	9	3
6200-ZZ NR C3	20	10	30	9	11
10BCDS1	20	10	30	12.7	11
62200-2RS C3	20	10	30	14	5
5200-2RS C3	20	10	30	14.3	1
6300-2RS C3	20	10	35	11	4
PTI11000	10	10	72	20.5	59
NB-106	50	11	16	12.7	52
NB-102	20	11	17.5	16.5	52

BEARING REFERENCE CHART IN DIMENSIONAL ORDER STANDARD PACK QUANTITIES (pcs/carton)



Item	pcs/carton	ID	OD	W	Page
NB-105	20	11	17.5	16.5	52
6801-2RS C3	20	12	21	5	5
6901-2RS C3	20	12	24	6	5
6001-2RS C3	100	12	28	8	3
63001-2RS C3	20	12	28	12	6
6201-2RS C3	200	12	32	10	3
6201-TT C3	20	12	32	10	11
B12-32D	20	12	32	10	13
B12-57D	20	12	32	13	13
62201-2RS C3	20	12	32	14	5
5201-2RS C3	20	12	32	15.9	1
6202-2RS d12 C3	20	12	35	11	11
6301-2RS C3	20	12	37	12	4
62301-2RS C3	20	12	37	17	5
6203-2RS d12 C3	20	12	40	12	12
949100-1610	20	12.5	32	10	12
R8-2RS C3	20	12.7	28.575	7.938	17
6201-2RS 1/2" C3	20	12.7	32	10	11
6202-2RS 1/2" C3	20	12.7	35	11	11
6203-2RS 1/2" C3	20	12.7	40	12	11
PTI13100	20	13	59	32.8	59
6202-2RS d14 C3	250	14	35	11	11
6802-2RS C3	20	15	24	5	5
6902-2RS C3	20	15	28	7	5
16002 C3	20	15	32	8	2
6002-2RS C3	100	15	32	9	3
949100-3660	20	15	32	11	13
B15-70D	20	15	32	11	13
6202-2RS C3	250	15	35	11	3
6202-TT C3	20	15	35	11	11
NU202E C3	20	15	35	11	60
30202	20	15	35	11.75	33
15BCD107	20	15	35	12.7	11
949100-2790	20	15	35	13	13
B15-69D	20	15	35	13	13
62202-2RS C3	20	15	35	14	5
5202-2RS C3	20	15	35	15.9	1
949100-3480	20	15	38	19	13
6203LHA-15	20	15	40	12	12
B15-85D	20	15	40	14	13
RAE15NPPB	20	15	40	28.6	22
6302-2RS C3	20	15	42	13	4
30302	20	15	42	14.25	33
B15-48D	20	15	42	15	13
62302-2RS C3	20	15	42	17	5
5302-2RS C3	20	15	42	19	1
949100-3190	20	15	43	13	13
949100-3360	20	15	46	14	13
6302-2RS NR C3	20	15	46.3	13	12
B15-86D	20	15	47	14	13
B15-83D	20	15	47	18	13
949100-3820	20	15	52	16	13
R10-2RS C3	20	15.875	34.925	8.73252	17



BEARING REFERENCE CHART IN DIMENSIONAL ORDER STANDARD PACK QUANTITIES (pcs/carton)

Item	pcs/carton	ID	OD	W	Page
6202-2RS 5/8" C3	20	15.875	35	11	11
6203-2RS 5/8" C3	20	15.875	40	12	12
6202-2RS d16 C3	20	16	35	11	11
6203-2RS d16 C3	20	16	40	12	12
204RY2	20	16	45.212	18.542/15.494	22
203KRR2 C3	20	16.2	40	18.2/12	22
5203KYY2	20	16.256	40	44.12/39.12	22
6003DW	20	16.98	35	10	11
NB-101	100	17	23.8	17.4	52
NB-104	20	17	23.8	17.4	52
NB-119	20	17	23.8	22.5	52
NB-109	45	17	23.8	31.5	52
NB-107	20	17	23.85	18.5	52
NB-112	20	17	24	20	52
6803-2RS C3	20	17	26	5	5
6903-2RS C3	20	17	30	7	5
16003 C3	20	17	35	8	2
6003-2RS C3	20	17	35	10	3
6203-2RS C3	250	17	40	12	3
6203-2RS CV	20	17	40	12	22
6203-TT C3	20	17	40	12	12
6203-ZZ NR C3	20	17	40	12	12
30203	20	17	40	13.25	33
62203-2RS C3	20	17	40	16	5
5203-2RS C3	20	17	40	17.5	1
RAE17NPPB	20	17	40	28.6	22
B17-114D	20	17	40	20/12	13
6203/3D-1	20	17	43	12	11
6303-2RS C3	100	17	47	14	4
B17-102D	20	17	47	14	13
30303	20	17	47	15.25	33
30303D	20	17	47	15.25	33
B17-107D	20	17	47	18	13
62303-2RS C3	20	17	47	19	6
5303-2RS C3	20	17	47	22.2	1
B17-47D	20	17	47	24	14
B17-52D	20	17	52	15	14
949100-3330	20	17	52	16	13
B17-99D	20	17	52	17	14
B17-99DPACM	20	17	52	17	14
B17-116D	20	17	52	18	14
62304-2RS d17 C3	20	17	52	21	12
PTI36031	20	17	60	25.5	59
6403-2RS C3	20	17	62	17	4
B17-126D	20	17	62	17.5	14
B17-127D	20	17	62	20	14
LM11749/10	20	17.462	39.878	13.83	39
NB-103	20	18	24	12	52
6204DW	20	18.75	47	14	12
6904DW	20	18.8	37	9	12
6004DW	20	18.8	42	12	11
NB-110	20	19	25.4	14	52
6203-2RS 3/4" C3	20	19.05	40	12	12

BEARING REFERENCE CHART IN DIMENSIONAL ORDER STANDARD PACK QUANTITIES (pcs/carton)



Item	pcs/carton	ID	OD	W	Page
R12-2RS C3	20	19.05	41.275	11.113	17
204BBAR	20	19.05	45.225	15.49	22
LM11949/10	20	19.05	45.237	15.494	39
SBX0410LLU/3E	20	19.5	42	24.6/12	22
6804-2RS C3	20	20	32	7	5
6904-2RS C3	20	20	37	9	5
16004 C3	20	20	42	8	2
6004-2RS C3	20	20	42	12	3
32004X	20	20	42	15	33
63004-2RS C3	20	20	42	16	6
6204 w12 C3	20	20	47	12	12
6204-2RS C3	100	20	47	14	3
6204-TT C3	20	20	47	14	12
30204	20	20	47	15.25	33
B20-122D	20	20	47	16	14
62204-2RS C3	20	20	47	18	5
32204	20	20	47	19.25	34
5204-2RS C3	20	20	47	20.6	1
RAE20NPPB	20	20	47	31	22
PGSC04A47CS	20	20	52	12	14
6304-2RS C3	20	20	52	15	4
30304	20	20	52	16.25	33
62304-2RS C3	20	20	52	21	6
5304-2RS C3	20	20	52	22.2	1
6206-2RS d20 C3	20	20	62	16	12
LM12748/10	20	21.43	45.237	15.494	39
M12649/10	20	21.43	50.005	17.526	39
578225	20	21.43	50.01	17.03	38
6004-2RS 27/32 C3	20	21.433	42	12	11
60/22-2RS C3	20	22	44	12	11
LM12749/10	20	22	45.237	15.494	39
LM12749/11	20	22	45.975	15.494	39
62/22-2RS C3	20	22	50	14	11
BB1-0078	20	22	52	15	14
63/22-2RS C3	20	22	56	26	11
62322.2-2RS C3	20	22.2	56	21	12
62/22/23	20	23	50	14	11
PTI175621	10	23	57	33.2	59
PCR2080	20	23.5	54.7	36.4	54
PCR2091	10	23.6	34	12	54
PTI15121	10	25	32.25	52	59
PTI20040	10	25	32.25	52	59
PNK253515	20	25	35	15	52
6805-2RS C3	20	25	37	7	5
6905-2RS C3	20	25	42	9	5
6005-2RS C3	20	25	47	12	3
32005X	20	25	47	15	33
6205-2RS C3	100	25	52	15	3
30205	20	25	52	16.25	33
62205-2RS C3	20	25	52	18	5
32205	20	25	52	19.25	34
5205-2RS C3	20	25	52	20.6	1
RAE25NPPB	20	25	52	31	14



BEARING REFERENCE CHART IN DIMENSIONAL ORDER STANDARD PACK QUANTITIES (pcs/carton)

Item	pcs/carton	ID	OD	W	Page
PW25520037CSHD2	20	25	52	37	25
PW25520042CSHD	20	25	52	42	25
GE25KRRB	20	25	52	44.4	22
PC2552009/12CS	20	25	52	9/12	18
PW25550045CSHD	20	25	55	45	25
PW25600045CSHD	20	25	60	45	25
PC256200113CS	20	25	62	11.3	18
98305 2RS C3	20	25	62	12	13
6305-2RS C3	20	25	62	17	4
30305	20	25	62	18.25	33
B25-147D	20	25	62	19	14
62305-2RS C3	20	25	62	24	6
32305	20	25	62	25.25	34
5305-2RS C3	20	25	62	25.4	1
W6305-2RS C3	20	25	62	25.4	14
B25-139	20	25	68	18	14
F122502	20	25	68	19	14
6306-2RS d25 C3	20	25	72	19	12
NB-1620	20	25.4	33.34	31.5	52
L44643/10	20	25.4	50.292	14.224	39
6205-2RS d1 C3	20	25.4	52	15	12
15578/20	20	25.4	57.15	17.462	38
M84548/10	20	25.4	57.15	19.431	39
15101/245	20	25.4	62	19.05	38
PCR2216	20	25.7	79.2	21.5	54
PCR2516	20	25.7	79.2	21.5	54
15103S/243	20	26.162	61.912	19.05	38
15103S/245	20	26.162	62	19.05	38
PCR2191	20	26.3	53	37	54
PCR2239	10	26.5	84	53	54
L44649/10	20	26.988	50.292	14.22	39
15106/250X	20	26.988	63.5	20.638	38
PCR3674	20	27	38	26.5	55
PW27520045CS	20	27	52	45	25
PW27520045/43CSHD	20	27	52	45/43	25
PW27530043CSHD	20	27	53	43	25
PCR2433	20	27	53.6	30	54
PW27600050CS	20	27	60	50	25
PCR3673	10	28	40	20.75	55
PCR3675	20	28	50.3	24.2	55
320/28X	20	28	52	16	33
PCR3567	20	28	54	23.4/59.4	55
PCR3623 (PCRRCTS28SA)	20	28	57.5	24.5	55
62/28-2RS C3	20	28	58	16	11
PW28580042CS	20	28	58	42	25
PW28580044CS	20	28	58	44	25
PW28610042CS	20	28	61	42	25
63/28 C3	20	28	68	17	11
63/28-2RS C3	20	28	68	18	11
BB1B362021	20	28	75	20	14
PCR2168	10	28	88	26	54
F235208	20	28.1	35.2	14.6	52
W208PPB8	10	28.575	80	36.51/30.18	22

BEARING REFERENCE CHART IN DIMENSIONAL ORDER STANDARD PACK QUANTITIES (pcs/carton)



Item	pcs/carton	ID	OD	W	Page
PT110022	10	29	36.2	60	59
L45449/10	20	29	50.292	14.22	39
329013	20	29	50.308	17.5	38
PW29530037CSHD	20	29	53	37	25
PCR3602	20	29	56.8	21	55
PC28520009CS	20	30	45	18	18
PC30450018CS	20	30	45	18	18
6906-2RS C3	20	30	47	9	5
PC30470012CS	20	30	47	12	18
PC30470018CS	20	30	47	18	18
PC30470020CS	20	30	47	20	18
PC30470022CS	20	30	47	22	18
PC30470021/18CS	20	30	47	21/18	18
PC30520020CS	20	30	52	20	18
PC30520022CS	20	30	52	22	18
PW30540024CS	20	30	54	24	25
6006-2RS C3	20	30	55	13	3
32006X	20	30	55	17	33
PC30550023CS	20	30	55	23	18
PW30580042CSHD	20	30	58	42	25
PW30600337CS	20	30	60.03	37	25
PC306200113CS	20	30	62	11.3	18
6206-2RS C3	20	30	62	16	4
30206	20	30	62	17.25	33
62206-2RS C3	20	30	62	20	5
32206	20	30	62	21.25	34
5206-2RS C3	20	30	62	23.8	1
PC30620027CS	20	30	62	27	18
PW30620032CS	20	30	62	32	25
RAE30NPPB	20	30	62	35.7	14
PW30620038CS	20	30	62	38	25
GE30KRRB	20	30	62	48.4	22
PDF568350C	10	30	64	20.6	14
PW30640042CS	20	30	64	42	25
PCR2115	20	30	65	28	54
6306-2RS C3	20	30	72	19	4
6306-Z NR C3	20	30	72	19	12
30306	20	30	72	20.75	33
30306D	20	30	72	20.75	33
62306-2RS C3	20	30	72	27	6
32306	20	30	72	28.75	34
5306-2RS C3	20	30	72	30.2	1
W6306-2RS C3	20	30	72	30.2	14
RAE35NPPB	20	30	72	38.9	22
M86649/10	10	30.162	64.292	14.33	39
NB-111	20	30.2	36.5	13.4	52
PCR2241	20	31.1	63.5	30.5	54
R20-2RS C3	20	31.75	57.15	12.7	17
LM67048/10	20	31.75	59.131	15.875	39
15123/245	20	31.75	62	18.161	38
HM88542/10	20	31.75	73.025	29.37	39
08-R1	20	31.8	40.95	21	12
PCR3552	10	31.8	46	35.5	54



BEARING REFERENCE CHART IN DIMENSIONAL ORDER STANDARD PACK QUANTITIES (pcs/carton)

Item	pcs/carton	ID	OD	W	Page
PCR48TKB3204R	10	32	40	50.5	55
PCR3592	20	32	46	32	55
PC32470018CS	20	32	47	18	18
PC32520020/18CS	20	32	52	20	18
6006-2RS d32 C3	20	32	55	13	11
PC32550023CS	20	32	55	23	18
60/32-2RS C3	20	32	58	13	11
320/32X	20	32	58	17	34
PCR3515	20	32	60	21	54
PCR3666	20	32	62.5	37.4	55
6306-2RS d32 C3	20	32	72	19	12
63/32-2RS NR C3	20	32	75	20	11
PCR3579	10	32	75	34.4	55
PCR68TKZ3201R	10	32	87	42	55
PTI10140	10	33	42.5	66/57	59
PCR3564	10	33	66	27	55
PCR2169	10	33.1	64	48	54
M88048/10	20	33.338	68.262	22.225	39
2790/20	20	33.338	76.2	23.812	38
PCR2601	20	34	42	23.9	54
PW34620037CS	20	34	62	37	25
PW34640037CS	20	34	64	37	25
PW34660037CS	20	34	66	37	25
PW34670037CS	20	34	67	37	25
LM48548/10	20	34.925	65.088	18.034	39
LM48548/11	20	34.925	65.088	20.32	39
14585/25	20	34.925	68.262	20.638	38
14137A/276	20	34.925	69.012	19.845	38
25877/20	10	34.925	73.025	23.812	38
31594/20	10	34.925	76.2	29.37	38
PCR614018	20	34.989	70.104	31.648	55
PCR3615	10	35	44	30	55
PC35480020CS	20	35	48	20	18
PC35500020CS	20	35	50	22	18
PC35520012CS	20	35	52	12	18
PC35520020CS	20	35	52	20	18
PC35520022CS	20	35	52	22	18
6907-2RS C3	20	35	55	10	5
PC35550020CSR1	20	35	55	20	18
L68149/10	20	35	59.131	15.875	39
L68149/11	20	35	59.975	15.875	39
L68145/11	20	35	60	15.875	39
6007-2RS C3	20	35	62	14	3
LM78349/10	20	35	62	16.7	39
32007X	20	35	62	18	33
PC35620021CS	20	35	62	21	18
PC35620024CS	20	35	62	24	19
PC35620028CS	20	35	62	28	19
PW35620040CS	20	35	62	40	25
308/203	20	35	62.1	19/18	60
PC35640037CS	20	35	64	37	19
PW35640037CS	20	35	64	37	25
U298/U261L (SET9)	20	35	65	18.1	40

BEARING REFERENCE CHART IN DIMENSIONAL ORDER STANDARD PACK QUANTITIES (pcs/carton)



Item	pcs/carton	ID	OD	W	Page
PCR2215	20	35	65	32	54
PW35650035CS	20	35	65	35	26
PW35650035CSHD	20	35	65	35	26
PW35660032CS	20	35	66	32	26
PW35660037CS	20	35	66	37	26
PCR3643 (PCR68TK3506)	20	35	68	30	55
PW35680037CS	20	35	68	37	26
PW35680233/30CS	20	35	68.02	33	26
6207-2RS C3	20	35	72	17	4
30207	20	35	72	18.25	33
RW207CCR	20	35	72	21.5	28
32207	20	35	72	24.25	34
207KRR AH03 C3	20	35	72	25	22
5207-2RS C3	20	35	72	27	1
PW35720033CS	20	35	72	33	26
PW35720034CS	20	35	72	34	26
GE35KRRB	10	35	72	51.1	22
PW35720233/31CS	20	35	72.02	33/31	26
6307-2RS C3	20	35	80	21	4
6307-Z NR C3	10	35	80	21	12
30307	20	35	80	22.75	33
30307D	20	35	80	22.75	33
F-45818	20	35	80	23	60
32307	10	35	80	32.75	34
5307-2RS C3	10	35	80	34.9	1
PW35800028/21CS	20	35	80	28/21	26
PRR1563TAV	20	35.6	57.19	17.73	25
PW36680033CS	20	36	68	33	26
PCR3507	10	36	71	36	54
PCR3600	10	36	71.2	35.5	55
PW36720534CS	20	36	72.05	34	26
PCR614014	20	36.525	70.104	34.544	55
PCR3559 (PCR58TKA3703)	10	37	69.4	42	54
PW37720033CS	20	37	72	33	26
PW37720037CS	20	37	72	37	26
PW37720437CSM88	20	37	72.04	37	26
PW37720437CSM96	20	37	72.04	37	26
PC38540017CS	20	38	54	17	19
JL69349/10	20	38	63	17	39
PW38700037CSR1	20	38	70	37	26
PW38700038CS	20	38	70	38	26
PW38710039CS	20	38	71	39	26
PW38710233/30CS	20	38	71.02	33/30	26
PW38720236/33CS	20	38	72.02	36/33	26
PW38730040CS	20	38	73	40	26
PW38740050CS	10	38	74	50	26
PW38740236/33CS	20	38	74.02	36/33	26
LM29748/10	20	38.1	65.088	18.034	39
LM29749/10	20	38.1	65.088	18.034	39
57410/29710	20	38.1	65.088	18.34	38
PCR3505 (PCRRCT38SL1)	20	38.1	67	16.5	54
329149	20	38.1	71	18.32	34
2788/20	20	38.1	76.2	23.812	38



BEARING REFERENCE CHART IN DIMENSIONAL ORDER STANDARD PACK QUANTITIES (pcs/carton)

Item	pcs/carton	ID	OD	W	Page
88128R	10	38.89	80	27.5	25
208KRR4 C3	10	38.892	80	27/21	22
PW39680037CS	20	39	68	37	26
PW39680037CSHD	20	39	68	37	26
PW39680737CS	20	39	68.07	37	26
PCR2238 (PCR50TKA3805)	20	39	69.3	31	54
PW39720037CS	20	39	72	37	26
PW39720037CSM	20	39	72	37	27
PW39720437CS	20	39	72.04	37	27
PW39740039CS	10	39	74	39	27
U399A/U365L (Set 20)	10	39.688	80	20.218	40
U399/U360L (Set 10)	20	39.689	73.025	22.098	40
PC40550024CS	20	40	55	24	19
PC40570024CS	20	40	57	24	19
PC40570024/20CS	20	40	57	24/20	19
6908-2RS C3	20	40	62	12	5
PC406200206CS	20	40	62	20.6	19
PC40620024/206CS	20	40	62	24	19
PC40620024CS	20	40	62	24	19
PC40660024CS	20	40	66	24	19
6008-2RS C3	20	40	68	15	3
32008X	20	40	68	19	33
PC40680030CS	20	40	68	30	19
PCR3502	20	40	70	20	54
PW40720037CS	20	40	72	37	27
PW40720036/33CS	20	40	72	36/33	27
PW40730055CSHD	10	40	73	55	27
PW40740036CS	10	40	74	36	27
PW40740040CS	10	40	74	40	27
PW40740042CS	10	40	74	42	27
PW40740036/34CS	10	40	74	36/34	27
PCR3500 (PCRTK40-4A)	20	40	75	19	54
PW40750037CS	10	40	75	37	27
PW40750039CSM	10	40	75	39	27
PW40760033/28CS	10	40	76	33	27
PW40760033CS	10	40	76	33	27
PW40760041/38CS	10	40	76	41/38	27
6208-2RS C3	20	40	80	18	4
30208	20	40	80	19.75	33
32208	20	40	80	24.75	34
5208-2RS C3	20	40	80	30.2	1
RAE40NPPB	10	40	80	43.7	22
GE40KRRB	10	40	80	56.5	22
PW40800036/34CS	10	40	80	36/34	27
PW40840539/40CSM	10	40	84.05	39/40	27
6308 NR C3	10	40	90	23	12
6308-2RS C3	10	40	90	23	4
6308-Z NR C3	10	40	90	23	12
30308	10	40	90	25.25	33
32308	10	40	90	35.25	34
5308-2RS C3	10	40	90	36.5	1
PC40900046CS	10	40	90	46	19
PW40900028/23CS	10	40	90	28/23	27

BEARING REFERENCE CHART IN DIMENSIONAL ORDER STANDARD PACK QUANTITIES (pcs/carton)



Item	pcs/carton	ID	OD	W	Page
PW40940031/26CS	10	40	94	31/26	27
LM300849/11	20	41	68	17.5	39
PW41680040/35CSHD	20	41	68	40/35	27
PR513067	20	41	71.15	26.16	25
18590/20	20	41.275	73.025	16.667	38
LM501349/10	20	41.275	73.431	19.56	39
LM501349/14	20	41.275	73.431	21.43	39
M802048/11	10	41.275	82.55	26.543	39
PW42720038CS	20	42	72	38	27
PW42750037CS	10	42	75	37	27
PW42750060CSHD	10	42	75	60	27
PW42760033CS	10	42	76	33	27
PW42760039CS	10	42	76	39	27
PW42760038/35CS	10	42	76	38/35	27
PW42760040/37CS	10	42	76	40/37	27
PW42770039CSM	10	42	77	39	27
PW42780045CS	10	42	78	45	28
PW42800042CS	10	42	80	42	28
PW42800045CS	10	42	80	45	28
PW42800036/34CS	10	42	80	36/34	28
PCR3606	20	42	81.4	19	55
PW42820036CS	10	42	82	36	28
PW42840036CS	10	42	84	36	28
PW42840339CS	10	42	84.03	39	28
PW43760043CS	10	43	76	43	28
PW43790041/38CS	10	43	79	41/38	28
PW43820045CS	10	43	82	45	28
PW44840042/40CS	10	44	84	42/40	28
25580/20	20	44.45	82.931	23.812	38
3782/20	10	44.45	93.264	30.163	38
HM903249/10	10	44.45	95.25	30.958	39
6009-2RS C3	20	45	75	16	3
32009X	20	45	75	20	33
PC45750032CS	10	45	75	32	19
U497/U460L (Set 80)	10	45	80	26	40
PW45800045CS	10	45	80	45	28
PW45840042/40CS	10	45	84	42/40	28
6209-2RS C3	10	45	85	19	4
30209	10	45	85	20.75	33
32209	10	45	85	24.75	34
5209-2RS C3	10	45	85	30.2	1
GE45KRRB	10	45	85	56.5	22
6309-2RS C3	10	45	100	25	4
30309D	10	45	100	27.25	33
32309	10	45	100	38.25	34
5309-2RS C3	10	45	100	39.7	1
17887/31	20	45.23	79.985	19.842	38
LM603049/11	20	45.242	77.788	19.842	39
LM603049/12	20	45.242	77.788	21.43	39
LM102949/10	20	45.262	73.341	19.56	39
PW45800048CSHD	10	45.3	80	48	28
25590/20	20	45.618	82.931	23.812	38
25590/23	10	45.618	82.931	26.988	38



BEARING REFERENCE CHART IN DIMENSIONAL ORDER STANDARD PACK QUANTITIES (pcs/carton)

Item	pcs/carton	ID	OD	W	Page
PW47850045CS	10	47	85	45	28
PW47880055CSHD	10	47	88	55	28
PW47880057CSHD	10	47	88	57	28
PW48890044/42CS	10	48	89	44/42	28
PW49840048CSHD	10	49	84	48	28
PRP1563	20	50	58.3	30.75	25
PC50720020CS	20	50	72	20	19
6010-2RS C3	20	50	80	16	3
32010X	20	50	80	20	33
JLM104948/10	20	50	82	21.5	39
6210-2RS C3	10	50	90	20	4
30210	10	50	90	21.75	33
32210	10	50	90	24.75	34
5210-2RS C3	10	50	90	30.2	1
PW50900034CS	10	50	90	34	28
GE50KRRB	10	50	90	62.8	22
6310-2RS C3	10	50	110	27	4
30310	10	50	110	29.25	33
62310-2RS C3	10	50	110	40	6
32310	10	50	110	42.5	34
5310-2RS C3	10	50	110	44.4	1
LM104949/10	20	50.8	82	21.98	39
LM104949/11	20	50.8	82.55	21.59	39
368/2A	10	50.8	88.9	20.683	38
HM807046/10	10	50.8	104.775	36.512	39
28584/21	10	52.388	92.075	24.608	38
PCR3539 (PCRCT52S)	10	52.4	94	20	54
6011-2RS C3	10	55	90	18	3
32011X	10	55	90	23	33
PW55900060CSHD	10	55	90	60	28
6211-2RS C3	10	55	100	21	4
30211	10	55	100	22.75	33
32211	10	55	100	26.75	34
6311-2RS C3	6	55	120	29	4
30311	6	55	120	31.5	33
387A/2A	10	57.15	96.838	21	38
387A/2S	10	57.15	96.838	25.4	38
6012-2RS C3	10	60	95	18	3
6212-2RS C3	10	60	110	22	4
30212	10	60	110	23.75	33
32212	10	60	110	29.75	34
6312-2RS C3	6	60	130	31	4
30312	6	60	130	33.5	33
PCRCT1310ARSED	10	63.5	102	20.57	55
3982/20	10	63.5	112.712	30.162	38
HM212047/11	6	63.5	122.238	38.1	38
HM212049/10	6	63.5	122.238	38.1	39
6013-2RS C3	10	65	100	18	3
6213-2RS C3	6	65	120	23	4
30213	6	65	120	24.75	33
32213	6	65	120	32.75	34
33213	6	65	120	41	34
6313-2RS C3	4	65	140	33	4

BEARING REFERENCE CHART IN DIMENSIONAL ORDER STANDARD PACK QUANTITIES (pcs/carton)



Item	pcs/carton	ID	OD	W	Page
29590/20	10	66.675	107.95	25.4	38
3984/20	10	66.675	112.712	30.162	38
6014-2RS C3	10	70	110	20	3
PCR3541	10	70	117	27	54
30214	6	70	125	26.25	33
32214	6	70	125	33.25	34
29685/20	10	73.025	112.712	25.4	38
6015-2RS C3	10	75	115	20	3
32215	6	75	130	33.25	34
33215	6	75	130	41	34
575/572	4	76.2	139.992	36.512	38
6016-2RS C3	6	80	125	22	3
32216	4	80	140	35.25	34
580/572	4	82.55	139.992	36.512	38
32217	4	85	150	38.5	34
HM518445/10	4	88.9	152.4	39.688	39
HM218248/10	4	90	147	40	39
33118	3	90	150	45	34
32218	3	90	160	42.5	34
598A/592A	4	92.075	152.4	39.688	38
32219	3	95	170	45.5	34
594A/592A	4	95.25	152.4	39.688	38
PTI76103	6	-	52	34.4	59
PTI33034	10	-	90	25	59



PERFECT FIT INDUSTRIES, INC.